

**IN THE UNITED STATES DISTRICT COURT  
FOR THE NORTHERN DISTRICT OF ILLINOIS  
EASTERN DIVISION**

UNITED STATES SECURITIES AND  
EXCHANGE COMMISSION,

Plaintiff,

v.

EQUITYBUILD, INC., et al.,

Defendants.

Case No. 1:18-cv-5587

Hon. Manish S. Shah

**ORDER APPROVING DISTRIBUTION OF PROCEEDS  
FROM THE SALE OF GROUP 4 PROPERTIES 6, 9, 58-62, 71, 100, 116, and 141**

Pursuant to this Court’s Order (Dkt. 1671) determining the priority of claimants to liquidated funds from the sale of the eleven estate properties (collectively, the “Group 4 Properties”), namely:

<u>Property #</u>	<u>Property Address</u>
6	6437-41 S Kenwood Avenue
9	8100 S Essex Avenue
58	5955 S Sacramento Avenue
59	6001-05 S Sacramento Avenue
60	7026-42 S Cornell Avenue
61	7237-43 S Bennett Avenue
62	7834-44 S Ellis Avenue
71	701-13 S 5th Avenue, Maywood, Illinois
100	11117-19 S Longwood Drive
116	1102 Bingham Street, Houston, Texas
141	431 E 42nd Place (a/k/a Property 115)

The Court hereby finds and ORDERS:

1. Following due notice to all potentially interested claimants:

- a) Property 9 was sold by the Receiver free and clear of all liens pursuant to the Court's Order entered April 24, 2019 (Dkt. 346);
- b) Properties 58, 59, 60, 62, and 71 were sold by the Receiver free and clear of all liens pursuant to the Court's Order entered October 15, 2019 (Dkt. 545);
- c) Properties 6 and 100 were sold by the Receiver free and clear of all liens pursuant to the Court's Order entered June 16, 2020 (Dkt. 715);
- d) Property 141 (a/k/a Property 115) was sold by the Receiver free and clear of all liens pursuant to the Court's Order entered October 30, 2020 (Dkt. 842);
- e) Property 61 was sold by the Receiver free and clear of all liens pursuant to the Court's Order entered May 17, 2021 (Dkt. 991); and
- f) Property 116 was sold by the Receiver free and clear of all liens pursuant to the Court's Order entered August 13, 2021 (Dkt. 1024).

2. Pursuant to the foregoing Orders, the net proceeds from the sale of the Group 4 Properties were deposited into a separate interest-bearing account for each property. Additionally, pursuant to the Court's Orders (Dkt. 796, 1372, 1433, 1452, 1504), additional funds were transferred into or out of these accounts, and all such additions and subtractions have been detailed in the Receiver's quarterly status reports. (Dkt. 624, 698, 757, 839, 930, 985, 1017, 1077, 1164, 1243, 1280, 1328, 1379, 1448, 1516, 1535, 1589, 1652) The balances in the accounts held by the Receiver for each property as of July 2, 2024 are set forth in Exhibits 1 to 11 to this Order.

3. The Court approved a claims process as to which fair and adequate notice was provided to all potentially interested claimants and all were provided a full and fair opportunity to submit claims and supporting information. (E.g., Dkt. 941) The Court also determined that a

summary process, addressing claims against groups of properties on a seriatim basis, was necessary, appropriate, and afforded due process to all claimants and interest persons for adjudication of allegedly competing secured claims as to those properties. (*E.g.*, Dkt. 941)

4. This Court initiated the summary process for the resolution of Group 4 claims (*i.e.*, claims asserting any interest in any of the Group 4 Properties) on November 14, 2023. (Dkt. 1543) That process included: (a) the March 20, 2024 filing of the Receiver's Submission on Group 4 claims (Dkt. 1627); (b) the April 15, 2024 filing of the Receiver's Notice of Objections to Receiver's Submission on Group 4 and Group 5 Claims (Dkt. 1648); (c) the April 18, 2024 filing of Claimant AMark Investment Trust's Amended Response to Receiver's Submission on Group 4 Claims (Dkt. 1651); and (d) the Court's May 31, 2024 Order accepting the Receiver's proposal for Group 4 distributions (Dkt. 1671). The Receiver served each of the foregoing items upon all claimants asserting an interest in one or more of the Group 4 Properties.

5. Adequate and fair notice has been provided to all interested and potentially interested parties (including lienholders in the chain of title), and these potentially interested parties, including all claimants asserting an interest in the eleven Group 4 Properties, have had a full and fair opportunity to participate in the claims process established by the Court for the resolution of disputed claims and determination of secured interests.

6. Adequate and fair notice of the Receiver's motions to approve the allocation of legal fees to estate properties, including the Group 4 Properties, for the period from August 2018 through June 2022 was provided to all claimants. (Dkt. 1107, 1321) All claimants have had a full and fair opportunity to assert their interests and any objections to the allocations in the Receiver's fee allocation motions and to Magistrate Judge Kim's orders granting the Receiver's fee allocation motions and overruling objections thereto (*e.g.*, Dkt. 1381, 1419, 1490, 1491).

7. Adequate and fair notice of the Receiver's fee applications and proposed fee allocations for the period from July 2022 through March 2024 also has been provided to all claimants. (Dkt. 1332, 1384, 1478, 1517, 1538, 1594, 1660) All claimants have had a full and fair opportunity to assert their interests and any objections to the allocations in the Receiver's fee applications for this period.

8. The Court hereby reiterates its findings made in open court on May 31, 2024, as follows:

- a) The Court rejects claims for interest, fees, and penalties, and finds that recoveries should be limited to principal only;
- b) The court finds that credits or setoffs should be applied for distributions previously received, because of the Ponzi-scheme nature of the fraud and the horizontal fairness and administrability achieved across claimants by accounting for distributions received by individual investors;
- c) The claim of iPlanGroup Agent for Custodian FBO Michael Dirnberger ROTH (141-445) asserting an interest in 431 E 42nd Place is disallowed;
- d) The Court finds that the agreement of claimant iPlanGroup Agent for Custodian FBO Charles Michael Anglin (116-331) to roll his secured interest to an unsecured fund was voided and therefore he retains a secured interest in 1102 Bingham Street (a/k/a Property 116);
- e) The objections of claimant AMark Investment Trust (116-710) to the Receiver's recommended distribution are overruled and the Court finds that this claimant should be treated similarly to other EquityBuild investor-lenders;

- f) The rollovers identified by the Receiver in the Receiver's Submission have been confirmed by the Court (Dkt. 1627 at 10-12), and these claims will be treated as claims against other estate properties or unsecured claims, as indicated;
- g) The Court agrees that the rollovers to the SSDF6 equity fund identified by the Receiver (Dkt. 1627 at 13) were voided and the identified claimants (*see id.*) retain their secured interest in the respective Group 4 Properties;
- h) The City of Chicago's claim (61-693) is disallowed, based on the Receiver's receipt of a payment certificate;
- i) Claimant Allred's claims (6-2004, 60-2004, 100-2004) are disallowed, based on his role in perpetuating the scheme;
- j) The Court accepts the Receiver's revised recommendation with respect to the claim of Fields Loss Consultants against 8100 S Essex (9-1424), and finds that claimant has a secured interest in this property;
- k) The Court accepts the Receiver's revised recommendation with respect to the claim of Paper Street Realty LLC (61-1206), and finds that claimant retains an unsecured claim against the Estate;
- l) The Court accepts the Receiver's recommendation regarding Teresa Tibbits, and overrules her objection to the amount of interest that was set off against her claim (9-208).

9. The Court approves the Receiver's revised recommendation (Dkt. 1690) regarding the claims submitted by Joel Feingold (62-527 and 100-527).

10. Because the Court intends that this be a final distribution, there will not be any holdbacks of professional fees or expenses associated with the Receiver's fee applications or fee

allocation motions upon the distribution of proceeds to claimants. The amounts for professional fees previously ordered to be held back with respect to the Group 4 Properties, which are set forth in Exhibits 1-11, are no longer held back and shall be distributed to Rachlis Duff & Peel, LLC as reflected in the Receiver's first through twenty-third fee applications.

11. Additionally, the Court approves the payment of additional fees of \$2,000.00 per property to cover reasonably estimated fees incurred after March 31, 2024 through the final distributions on the Group 4 Properties.

12. Accordingly, the Court approves the Receiver's recommendation of final distributions as set forth in Exhibits 1 to 11 to this Order.

13. Following the distributions ordered herein, the net of the remaining balance of the property accounts for the Group 4 Properties, including any interest hereafter accruing, shall be transferred to the Receiver's account for use in the administration of the Receivership Estate and/or as otherwise ordered by the Court.

Entered:



Manish S. Shah  
United States District Court Judge

Date: July 10, 2024

Ex. 1 - 6437-41 S Kenwood Avenue (Property 6)  
Final Distribution Plan

Claimant Name	Claim Number	Amount Claimed (Invested in Property)	Secured Claim Remaining	Unsecured Claim (This Investment)	Pre-Rollover Distributions	Distributions Received on Property	Source of Distribution	Total Distributions Received	Max Potential Dist. (Proceeds of Sales)	Max Potential Dist. (Unencumbered)	Receiver's Recommendation Notes	Percentage of Total Claims	Final Distribution Amount
Adir Hazan	6-143	\$ 50,000.00	\$ 50,000.00			\$ 8,768.10	LSA	\$ 8,768.10	\$ 41,231.90	\$ -		2.11%	\$ 28,966.42
Agee Family Trust c/o Scott R. Agee	6-2001	\$ 15,000.00	\$ 15,000.00			\$ 2,375.01	POC	\$ 2,375.01	\$ 12,624.99	\$ -		0.65%	\$ 8,869.37
Annie Chang	6-475	\$ 15,500.00	\$ 15,500.00		\$ 3,054.79	\$ 1,108.27	POC; LSA	\$ 4,163.06	\$ 11,336.94	\$ -	Pro-rata share of pre-rollover distributions on loan secured by 4533 S Calumet	0.58%	\$ 7,964.48
Asians Investing In Real Estate LLC	6-503	\$ 70,000.00	\$ 70,000.00			\$ 10,466.91	POC; LSA	\$ 10,466.91	\$ 59,533.09	\$ -		3.04%	\$ 41,823.46
Captain Jack, LLC c/o John McDevitt	6-2091	\$ 75,000.00	\$ 75,000.00			\$ 11,220.83	LSA	\$ 11,220.83	\$ 63,779.17	\$ -		3.26%	\$ 44,806.43
Charles P McEvoy	6-232	\$ 112,000.00	\$ 112,000.00			\$ 15,179.08	POC; LSA	\$ 15,179.08	\$ 96,820.92	\$ -		4.95%	\$ 68,019.07
Charlotte A Hofer	6-603	\$ 35,000.00	\$ 35,000.00			\$ 5,230.59	LSA	\$ 5,230.59	\$ 29,769.41	\$ -		1.52%	\$ 20,913.74
City of Chicago	6-693	\$ 5,247.91	\$ -	\$ 5,247.91		\$ -		\$ -	\$ -	\$ 5,247.91		0.00%	\$ -
Cosmopolitan Properties LLC, Valentina Salge, President	6-940	\$ 150,000.00	\$ 150,000.00			\$ 22,866.67	POC; LSA	\$ 22,866.67	\$ 127,133.33	\$ -		6.50%	\$ 89,314.29
David M Harris	6-267	\$ 200,000.00	\$ 200,000.00			\$ 33,788.93	LSA	\$ 33,788.93	\$ 166,211.07	\$ -		8.49%	\$ 116,767.36
David M Williams	6-415	\$ 24,274.00	\$ 24,274.00			\$ 2,794.18	LSA	\$ 2,794.18	\$ 21,479.82	\$ -		1.10%	\$ 15,090.10
Distributive Marketing Inc.	6-806	\$ 50,000.00	\$ 50,000.00			\$ 7,443.09	LSA	\$ 7,443.09	\$ 42,556.91	\$ -		2.17%	\$ 29,897.27
Duane A Degenhardt and Linda S. Degenhardt	6-2015	\$ 150,000.00	\$ 150,000.00			\$ 25,000.00	LSA	\$ 25,000.00	\$ 125,000.00	\$ -		6.39%	\$ 87,815.57
Ed A Bancroft	6-2008-1	\$ 20,500.00	\$ 20,500.00			\$ 2,960.04	LSA	\$ 2,960.04	\$ 17,539.96	\$ -		0.90%	\$ 12,322.25
Ed A Bancroft	6-2008-2	\$ 200.00	\$ 200.00			\$ 23.67	LSA	\$ 23.67	\$ 176.33	\$ -		0.01%	\$ 123.88
Elaine Sison Ernst	6-1029	\$ 15,000.00	\$ 15,000.00			\$ 822.50	LSA	\$ 822.50	\$ 14,177.50	\$ -		0.72%	\$ 9,960.04
Elizabeth Zeng	6-872	\$ 25,000.00	\$ 25,000.00			\$ 3,356.91	POC; LSA	\$ 3,356.91	\$ 21,643.09	\$ -		1.11%	\$ 15,204.80
Equity Capital Resources, LLC	6-671	\$ 25,000.00	\$ 25,000.00			\$ 3,731.91	POC; LSA	\$ 3,731.91	\$ 21,268.09	\$ -		1.09%	\$ 14,941.36
Eric Schwartz	6-157	\$ 12,000.00	\$ 12,000.00			\$ 1,627.33	POC; LSA	\$ 1,627.33	\$ 10,372.67	\$ -		0.53%	\$ 7,287.06
Frejja Partners, a California Limited Partnership	6-1141	\$ 50,000.00	\$ 50,000.00			\$ 7,443.09	LSA	\$ 7,443.09	\$ 42,556.91	\$ -		2.17%	\$ 29,897.27
Garwood Weatherhead	6-1096	\$ 150,000.00	\$ 150,000.00			\$ 25,794.00	POC; LSA	\$ 25,794.00	\$ 124,206.00	\$ -		6.35%	\$ 87,257.77
Grathia Corp	6-1445	\$ 57,000.00	\$ 57,000.00			\$ 8,513.58	LSA	\$ 8,513.58	\$ 48,486.42	\$ -		2.48%	\$ 34,062.90
Hoang Small Trust c/o Dalano Hoang	6-161	\$ 150,000.00	\$ 150,000.00			\$ 25,404.15	LSA	\$ 25,404.15	\$ 124,595.85	\$ -		6.37%	\$ 87,531.64
John B. Allred & Glenda K. Allred	6-2004	\$ 15,500.00	\$ -			\$ 2,098.13	LSA	\$ 2,098.13	\$ -	\$ -	Receiver recommends that former EquityBuild Employee who actively participated in marketing the fraudulent scheme be disqualified from receiving a distribution	0.00%	\$ -
John Bloxham	6-1018	\$ 50,000.00	\$ 50,000.00			\$ 7,476.42	POC; LSA	\$ 7,476.42	\$ 42,523.58	\$ -		2.17%	\$ 29,873.86
Julie Patel	6-409	\$ 40,000.00	\$ 40,000.00			\$ 5,934.41	LSA	\$ 5,934.41	\$ 34,065.59	\$ -		1.74%	\$ 23,931.91
KKW Investments, LLC	6-336	\$ 2,000.00	\$ -			\$ 305.26	POC; LSA	\$ 305.26	\$ -	\$ -	Claimant agreed to rollover this loan to CCF1 on 5/25/18	0.00%	\$ -
Madison Trust Company Agent for Custodian FBO The Jacquelin	6-163	\$ 60,000.00	\$ -	\$ 60,000.00		\$ 5,843.34	POC; LSA	\$ 5,843.34	\$ -	\$ 54,156.66	Claimant agreed to rollover this loan to SSDF4 on 1/5/18	0.00%	\$ -
Madison Trust Company Custodian FBO James R Robinson Traditional IRA Acct# 1705044	6-1406	\$ 25,000.00	\$ 25,000.00			\$ 3,999.96	LSA	\$ 3,999.96	\$ 21,000.04	\$ -		1.07%	\$ 14,753.04
Madison Trust Company FBO Laurie Connelly, IRA (Madison Trust Company Cust. Laurie Connelly M1711182)	6-900	\$ 20,000.00	\$ 20,000.00			\$ 1,333.35	LSA	\$ 1,333.35	\$ 18,666.65	\$ -		0.95%	\$ 13,113.78
Nancy Lynn Cree Cree Capital Ventures, LLC	6-2014	\$ 250,000.00	\$ 250,000.00			\$ 42,194.41	POC; LSA	\$ 42,194.41	\$ 207,805.59	\$ -		10.62%	\$ 145,988.53
Optima Property Solutions, LLC	6-1023	\$ 30,000.00	\$ 30,000.00			\$ 4,498.33	LSA	\$ 4,498.33	\$ 25,501.67	\$ -		1.30%	\$ 17,915.55
Paul Scribner	6-1135	\$ 50,000.00	\$ 50,000.00			\$ 7,493.09	POC; LSA	\$ 7,493.09	\$ 42,506.91	\$ -		2.17%	\$ 29,862.15
PNW Investments, LLC	6-332	\$ 10,000.00	\$ -			\$ 1,498.58	LSA; POS	\$ 1,498.58	\$ -	\$ -	Claimant agreed to rollover this loan to CCF1 on 5/28/17	0.00%	\$ -
Ramsey Stephan	6-162	\$ 9,481.00	\$ 9,481.00		\$ 1,356.42	\$ 1,394.73	LSA	\$ 2,751.15	\$ 6,729.85	\$ -	Pre-rollover distributions on loan secured by 4611 S Drexel	0.34%	\$ 4,727.88
Robert A Demick DDS PA 401K	6-680	\$ 50,000.00	\$ 50,000.00			\$ 7,493.09	LSA	\$ 7,493.09	\$ 42,506.91	\$ -		2.17%	\$ 29,862.15
Robert Potter	6-1389	\$ 47,786.00	\$ 47,786.00			\$ 5,624.21	LSA	\$ 5,624.21	\$ 42,161.79	\$ -		2.15%	\$ 29,619.69
RSS Triad Investments, LLC	6-1344	\$ 30,000.00	\$ 30,000.00			\$ 4,460.83	POC; LSA	\$ 4,460.83	\$ 25,539.17	\$ -		1.31%	\$ 17,941.89



Ex. 1 - 6437-41 S Kenwood Avenue (Property 6)  
Final Distribution Plan

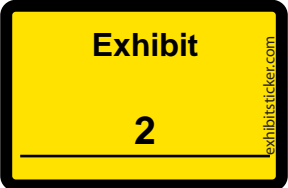
Claimant Name	Claim Number	Amount Claimed (Invested in Property)	Secured Claim Remaining	Unsecured Claim (This Investment)	Pre-Rollover Distributions	Distributions Received on Property	Source of Distribution	Total Distributions Received	Max Potential Dist. (Proceeds of Sales)	Max Potential Dist. (Unencumbered)	Receiver's Recommendation Notes	Percentage of Total Claims	Final Distribution Amount
Steven C Noss	6-361	\$ 25,000.00	\$ 57,440.00		\$ 8,142.60	\$ 5,051.19	LSA	\$ 13,193.79	\$ 44,246.21	\$ -	Claimant has two loans secured by this property. A \$25,000 loan extended in May 2017, and a rollover of \$32,440 from 4533 S Calumet. Pro-rata share of pre-rollover distributions on loan secured by 4533 S Calumet concluded in January 2018.	2.26%	\$ 31,084.05
Steven Roche	6-329-1	\$ 42,319.00	\$ 42,319.00			\$ 6,299.62	LSA	\$ 6,299.62	\$ 36,019.38	\$ -		1.84%	\$ 25,304.50
Steven Roche	6-329-2	\$ 16,000.00	\$ 16,000.00			\$ 2,104.86	LSA	\$ 2,104.86	\$ 13,895.14	\$ -		0.71%	\$ 9,761.68
Susan Kalisiak	6-1438	\$ 50,000.00	\$ 50,000.00			\$ 7,388.92	LSA	\$ 7,388.92	\$ 42,611.08	\$ -		2.18%	\$ 29,935.33
Terry L. Merrill, Sheryl R. Merrill	6-602	\$ 50,000.00	\$ 50,000.00			\$ 7,463.92	LSA	\$ 7,463.92	\$ 42,536.08	\$ -		2.17%	\$ 29,882.64
Thomas F. Gordon	6-2023	\$ 85,000.00	\$ 53,000.00			\$ 7,143.25	LSA	\$ 7,143.25	\$ 45,856.75	\$ -	\$85,000 claim amount included \$32,000 investment in Chicago Capital Fund II (claim 13-2023)	2.34%	\$ 32,215.49
Vartan Tarakchyan	6-1118	\$ 20,000.00	\$ -	\$ 20,000.00		\$ 1,365.37	LSA	\$ 1,365.37	\$ -	\$ 18,634.63	Claimant agreed to rollover this loan to SSDF4 on 3/27/17	0.00%	\$ -
		<b>\$ 2,434,807.91</b>	<b>\$ 2,322,500.00</b>	<b>\$ 85,247.91</b>	<b>\$ 12,553.81</b>				<b>\$ 1,956,672.76</b>	<b>\$ 78,039.20</b>		<b>100.00%</b>	<b>\$ 1,374,610.67</b>

Calculation of Funds Available for Distribution					
Property Address	Property #	Account balance as of 7/2/2024	Approved Fees Held Back (Fee Apps 1-23)	Estimated Fees after 3/31/24	Amount Available for Distribution
6437-41 S Kenwood Avenue	6	\$ 1,386,517.31	\$ 9,906.64	\$ 2,000.00	\$ 1,374,610.67



Ex. 2 - 8100 S Essex Avenue (Property 9)  
Final Distribution Plan

Claimant Name	Claim Number	Amount Claimed (Invested in Property)	Secured Claim Remaining	Unsecured Claim (This Investment)	Pre-Rollover Distributions	Distributions Received on Property	Source of Distribution	Total Distributions Received	Max Potential Dist. (Proceeds of Sales)	Max Potential Dist. (Unencumbered)	Receiver's Recommendation Notes	Percentage of Total Claims	Final Distribution Amount
Aaron Beauclair	9-408	\$ 1,237.00	\$ 1,237.00		\$ 108.17	\$ 181.39	POC; LSA	\$ 289.56	\$ 947.44	\$ -	Pro-rata share of pre-rollover distributions on loan secured by 7024 Paxton	0.04%	\$ 347.24
ALE BRESLAV	9-262	\$ 50,000.00	\$ 50,000.00			\$ 15,602.70	POC; LSA	\$ 15,602.70	\$ 34,397.30	\$ -		1.45%	\$ 12,606.70
Aluvelu Homes LLC	9-879	\$ 50,000.00	\$ 50,000.00			\$ 15,602.70	LSA	\$ 15,602.70	\$ 34,397.30	\$ -		1.45%	\$ 12,606.70
Asians Investing In Real Estate LLC	9-503	\$ 60,000.00	\$ 60,000.00			\$ 18,723.34	POC; LSA	\$ 18,723.34	\$ 41,276.66	\$ -		1.74%	\$ 15,128.00
Bernadette Chen Eleven St. Felix Street Realty Corp.	9-2012	\$ 31,619.00	\$ 31,619.00			\$ 9,234.55	LSA	\$ 9,234.55	\$ 22,384.45	\$ -		0.94%	\$ 8,203.96
Brian Whalley	9-256	\$ 25,000.00	\$ 25,000.00			\$ 7,009.81	LSA	\$ 7,009.81	\$ 17,990.19	\$ -		0.76%	\$ 6,593.45
BRIDGES CHRISTOPHER	9-1129	\$ 25,000.00	\$ 25,000.00			\$ 5,736.89	LSA	\$ 5,736.89	\$ 19,263.11	\$ -		0.81%	\$ 7,059.98
Charlotte A Hofer	9-603	\$ 110,000.00	\$ 110,000.00			\$ 17,966.62	\$ 17,966.62	\$ 17,966.62	\$ 92,033.38	\$ -		3.88%	\$ 33,730.47
Chittima Cook and Pinsurang Tinakorn	9-493	\$ 50,000.00	\$ 50,000.00			\$ -	POC; LSA	\$ -	\$ 50,000.00	\$ -		2.11%	\$ 18,325.13
Chronicles Point LLC. / Gustavo J Garcia	9-159	\$ 50,000.00	\$ 50,000.00			\$ 14,269.37	LSA	\$ 14,269.37	\$ 35,730.63	\$ -		1.50%	\$ 13,095.37
CLC Electric, Inc. (Costel Dumitrescu)	9-1477	\$ 15,000.00	\$ -	\$ 15,000.00		\$ -		\$ -	\$ -	\$ 15,000.00	secured trade creditor	0.00%	\$ -
Daniel Martineau	9-1299	\$ 125,750.00	\$ 125,750.00			\$ 40,552.65	LSA	\$ 40,552.65	\$ 85,197.35	\$ -		3.59%	\$ 31,225.04
Donald Freers aka Meadows Advisors LLC	9-72	\$ 95,000.00	\$ 95,000.00		\$ 1,029.17	\$ 5,145.85	LSA	\$ 6,175.02	\$ 88,824.98	\$ -	Pre-rollover distributions on loan secured by 7600 Kingston	3.74%	\$ 32,554.58
Ed A Bancroft	9-2008-1	\$ 2,276.00	\$ 2,276.00			\$ 276.12	LSA	\$ 276.12	\$ 1,999.88	\$ -		0.08%	\$ 732.96
Ed A Bancroft	9-2008-2	\$ 5,093.00	\$ 5,093.00			\$ 426.65	LSA	\$ 426.65	\$ 4,666.35	\$ -		0.20%	\$ 1,710.23
Edge Investments, LLC, Janet F. Turco, Owner/Member IRA	9-180	\$ 101,000.00	\$ 100,000.00		\$ 1,250.00	\$ 32,109.59	LSA	\$ 33,359.59	\$ 66,640.41	\$ -	The Receiver recommends disallowing \$1,000 accrued interest added to principal balance of loan. Pro-rata share of pre-rollover distributions from loan secured by 7420 S Colfax.	2.81%	\$ 24,423.88
Fields Loss Consultants LLC	9-1424	\$ 143,618.00	\$ 143,618.00			\$ -		\$ -	\$ 143,618.00	\$ -	Secured trade creditor	6.05%	\$ 52,636.36
Ganpat and FEREDA Seunath	9-77	\$ 2,372.00	\$ 2,372.00			\$ 241.58	LSA	\$ 241.58	\$ 2,130.42	\$ -		0.09%	\$ 780.80
Gary R Burnham FBO Raegan D Burnham Roth IRA (custodian IPLAN Group LLC)	9-1065	\$ 2,990.00	\$ -	\$ 2,900.00		\$ 527.00	POC; LSA	\$ 527.00	\$ -	\$ 2,373.00	Claimant agreed to rollover this loan to SSDF1 on 6/26/17	0.00%	\$ -
Gary R Burnham Jr. Family HSA (custodian IPLAN Group LLC)	9-1066	\$ 7,465.00	\$ -	\$ 7,465.00		\$ 1,313.00	POC; LSA	\$ 1,313.00	\$ -	\$ 6,152.00	Claimant agreed to rollover this loan to SSDF1 on 6/26/17	0.00%	\$ -
Gary R. Burnham Jr. Solo 401K Trust	9-1174	\$ 36,000.00	\$ -	\$ 36,000.00		\$ 6,390.00	POC; LSA	\$ 6,390.00	\$ -	\$ 29,610.00	Claimant agreed to rollover this loan to SSDF1 on 6/17/17	0.00%	\$ -
Gene Erquiaga	9-721	\$ 50,000.00	\$ 50,000.00			\$ 14,019.37	LSA	\$ 14,019.37	\$ 35,980.63	\$ -		1.52%	\$ 13,186.99
Girl Cat Capital West LLC, Valentina Salge, President	9-350	\$ 8,426.00	\$ 8,426.00		\$ 743.83	\$ 1,235.85	LSA	\$ 1,979.68	\$ 6,446.32	\$ -	Pro-rata share of pre-rollover distributions on loan secured by 7024 S Paxton	0.27%	\$ 2,362.59
Henry C. Scheuller c/o Henry Samuel Scheuller (Personal Representative of the Estate)	9-868	\$ 30,000.00	\$ 30,000.00			\$ 8,761.66	LSA	\$ 8,761.66	\$ 21,238.34	\$ -		0.89%	\$ 7,783.91
Hoang Small Trust c/o Dalano Hoang	9-161	\$ 50,000.00	\$ 50,000.00			\$ 14,602.70	LSA	\$ 14,602.70	\$ 35,397.30	\$ -		1.49%	\$ 12,973.20
IPlanGroup Agency for Custodian FBO Charles Powell IRA	9-413	\$ 71,000.00	\$ 71,000.00			\$ 10,726.62	LSA	\$ 10,726.62	\$ 60,273.38	\$ -		2.54%	\$ 22,090.35
IPlanGroup Agent for Custodian FBO Laura Dirnberger Roth IRA	9-448	\$ 714.00	\$ 714.00			\$ 78.30	LSA	\$ 78.30	\$ 635.70	\$ -		0.03%	\$ 232.99
IPlanGroup Agent for Custodian FBO Rajanikanth Tanikella IRA	9-829	\$ 50,000.00	\$ 50,000.00			\$ 14,630.48	LSA	\$ 14,630.48	\$ 35,369.52	\$ -	Transaction to roll loan to SSDF6 equity fund was subsequently voided	1.49%	\$ 12,963.02
James & Suzanne Mandeville	9-785	\$ 110,000.00	\$ 110,000.00			\$ 33,249.79	LSA	\$ 33,249.79	\$ 76,750.21	\$ -		3.23%	\$ 28,129.15
James Clements	9-1402	\$ 50,000.00	\$ 50,000.00			\$ 14,019.18	LSA	\$ 14,019.18	\$ 35,980.82	\$ -		1.52%	\$ 13,187.06
James M McKnight and Silma L McKnight (The James McKnight Solo 401K Plan)	9-582-1	\$ 20,000.00	\$ -	\$ 20,000.00		\$ 4,565.48	LSA	\$ 4,565.48	\$ -	\$ 15,434.52	Claimant agreed to rollover this loan to SSDF4 on 11/17/17	0.00%	\$ -
James M McKnight and Silma L McKnight (The James McKnight Solo 401K Plan)	9-582-2	\$ 65,000.00	\$ -	\$ 65,000.00		\$ 15,343.53	LSA	\$ 15,343.53	\$ -	\$ 49,656.47	Claimant agreed to rollover this loan to SSDF4 on 12/7/17	0.00%	\$ -
James M McKnight and Silma L McKnight (Equity Trust Company Custodian FBO James McKnight Roth)	9-779-1	\$ 2,200.00	\$ -	\$ 2,200.00		\$ 520.24	LSA	\$ 520.24	\$ -	\$ 1,679.76	Claimant agreed to rollover this loan to SSDF4 on 12/8/16	0.00%	\$ -
James M McKnight and Silma L McKnight (Equity Trust Company Custodian FBO James McKnight Roth)	9-779-2	\$ 3,800.00	\$ -	\$ 3,800.00		\$ 898.41	LSA	\$ 898.41	\$ -	\$ 2,901.59	Claimant agreed to rollover this loan to SSDF4 on 12/8/17	0.00%	\$ -
James Tutsock	9-2057	\$ 47,286.00	\$ 47,286.00			\$ 15,742.47	POC; LSA	\$ 15,742.47	\$ 31,543.53	\$ -		1.33%	\$ 11,560.78
Jason Ragan - TSA	9-797	\$ 1,574.00	\$ 1,574.00		\$ 159.94	\$ 209.90	LSA	\$ 369.84	\$ 1,204.16	\$ -	Pre-rollover distributions on loan secured by 4611 S Drexel	0.05%	\$ 441.33
Jerome B. Shaffer and Sharon Shaffer	9-993	\$ 150,000.00	\$ 150,000.00			\$ 44,125.00	POC; LSA	\$ 44,125.00	\$ 105,875.00	\$ -		4.46%	\$ 38,803.45



Ex. 2 - 8100 S Essex Avenue (Property 9)  
Final Distribution Plan

Claimant Name	Claim Number	Amount Claimed (Invested in Property)	Secured Claim Remaining	Unsecured Claim (This Investment)	Pre-Rollover Distributions	Distributions Received on Property	Source of Distribution	Total Distributions Received	Max Potential Dist. (Proceeds of Sales)	Max Potential Dist. (Unencumbered)	Receiver's Recommendation Notes	Percentage of Total Claims	Final Distribution Amount
Joseph and Linda Martinez	9-2095	\$ 260,000.00	\$ 260,000.00			\$ 82,441.67	LSA	\$ 82,441.67	\$ 177,558.33	\$ -		7.48%	\$ 65,075.58
KKW Investments, LLC	9-336	\$ 5,000.00	\$ 5,000.00			\$ 1,460.20	POC; LSA	\$ 1,460.20	\$ 3,539.80	\$ -		0.15%	\$ 1,297.35
LMI Sales, Inc.	9-1346	\$ 215,127.00	\$ 214,000.00			\$ 83,794.31	POC	\$ 83,794.31	\$ 130,205.69	\$ -	The Receiver recommends disallowing \$1,127 accrued interest added to principal balance of loan. Pro-rata share of pre-rollover distributions from loan secured by 7420 S Colfax	5.48%	\$ 47,720.71
Madison Trust Company Agent for Custodian FBO The Jacquelin C Rowe IRA	9-163	\$ 50,000.00	\$ -	\$ 50,000.00		\$ 13,229.17	LSA	\$ 13,229.17	\$ -	\$ 36,770.83	Claimant agreed to rollover this loan to SSDF4 on 1/5/18	0.00%	\$ -
Madison Trust Company Custodian FBO Stuart Edelman	9-103	\$ 106,000.00	\$ 106,000.00			\$ 32,062.42	LSA	\$ 32,062.42	\$ 73,937.58	\$ -		3.11%	\$ 27,098.31
Manuel Camacho	9-748	\$ 25,000.00	\$ 25,000.00			\$ 7,134.81	LSA	\$ 7,134.81	\$ 17,865.19	\$ -		0.75%	\$ 6,547.64
Marjorie J. Sexton	9-2065	\$ 100,000.00	\$ 100,000.00			\$ 30,700.08	LSA	\$ 30,700.08	\$ 69,299.92	\$ -		2.92%	\$ 25,398.60
Mark P. Mouty	9-165	\$ 25,000.00	\$ 25,000.00			\$ 6,779.77	LSA	\$ 6,779.77	\$ 18,220.23	\$ -	Transaction to roll loan to SSDF6 equity fund was subsequently voided	0.77%	\$ 6,677.76
Neil R Martin	9-1253	\$ 20,000.00	\$ 20,000.00			\$ 137.00	POC	\$ 137.00	\$ 19,863.00	\$ -		0.84%	\$ 7,279.84
PNW Investments, LLC	9-332	\$ 20,000.00	\$ 20,000.00			\$ 5,841.02	POC; LSA	\$ 5,841.02	\$ 14,158.98	\$ -		0.60%	\$ 5,189.30
Richard L. Braddock	9-396	\$ 40,000.00	\$ 40,000.00			\$ 11,237.85	POC	\$ 11,237.85	\$ 28,762.15	\$ -		1.21%	\$ 10,541.40
Richard L. Braddock	9-512	\$ 9,250.00	\$ 9,250.00			\$ 2,649.17	POC	\$ 2,649.17	\$ 6,600.83	\$ -		0.28%	\$ 2,419.22
Robert Conley III	9-277	\$ 325,000.00	\$ 119,305.00		\$ 25,402.02	\$ 10,847.08	LSA	\$ 36,249.10	\$ 83,055.90	\$ -	Claimant agreed to rollover to SSDF4, and then partial rollover back to this property. Distributions allocated pro-rata between this property and SSDF4. Transaction to roll loan to SSDF6 equity fund was subsequently voided.	3.50%	\$ 30,440.20
Robert Potter	9-1389	\$ 11,412.00	\$ 11,412.00		\$ 2,342.61	\$ 737.02	LSA	\$ 3,079.63	\$ 8,332.37	\$ -	Pre-rollover distributions on loan secured by 4533 S Calumet	0.35%	\$ 3,053.83
Sam Gerber, CEO, Gerber and Associates, REI, LLC	9-562	\$ 42,000.00	\$ 42,000.00			\$ -	POC; LSA	\$ -	\$ 42,000.00	\$ -	Transaction to roll loan to SSDF6 equity fund was subsequently voided	1.77%	\$ 15,393.11
Shengjie Li and Yuyue	9-1340	\$ 100,000.00	\$ 100,000.00		\$ 9,958.34	\$ 17,986.07	POC; LSA	\$ 27,944.41	\$ 72,055.59	\$ -	Pre-rollover distributions on loan secured by 4533 S Calumet	3.03%	\$ 26,408.56
Sounjay K. Gairola Revocable Trust (Sounjay K. Gairola Trust)	9-1439	\$ 50,000.00	\$ 50,000.00			\$ 1,042.17	POC	\$ 1,042.17	\$ 48,957.83	\$ -		2.06%	\$ 17,943.17
Strata Trust Company FBO David J Geldart	9-1010	\$ 100,000.00	\$ 100,000.00			\$ 28,038.97	LSA	\$ 28,038.97	\$ 71,961.03	\$ -		3.03%	\$ 26,373.90
Teresita M. Shelton	9-330	\$ 26,513.00	\$ 26,513.00			\$ 6,186.40	LSA	\$ 6,186.40	\$ 20,326.60	\$ -		0.86%	\$ 7,449.75
Thaddeus Gala	9-2070	\$ 50,000.00	\$ 50,000.00			\$ 16,541.67	LSA	\$ 16,541.67	\$ 33,458.33	\$ -		1.41%	\$ 12,262.56
Therese Tibbits	9-208	\$ 60,000.00	\$ 60,000.00			\$ 16,823.34	LSA	\$ 16,823.34	\$ 43,176.66	\$ -		1.82%	\$ 15,824.35
Tiger Chang Investments LLC	9-164	\$ 10,000.00	\$ 10,000.00			\$ 3,120.56	POC; LSA	\$ 3,120.56	\$ 6,879.44	\$ -		0.29%	\$ 2,521.33
Timmy Rink	9-217	\$ 24,305.00	\$ 24,305.00		\$ 6,788.32	\$ -	LSA	\$ 6,788.32	\$ 17,516.68	\$ -	Pre-rollover distributions on loan secured by 7107 S Bennett	0.74%	\$ 6,419.91
Timothy S Sharp	9-76	\$ 50,000.00	\$ 50,000.00			\$ 14,602.70	LSA	\$ 14,602.70	\$ 35,397.30	\$ -		1.49%	\$ 12,973.20
William H. Akins, Jr.	9-2003-1	\$ 60,000.00	\$ 150,000.00			\$ 49,122.91	LSA	\$ 49,122.91	\$ 100,877.09	\$ -		4.25%	\$ 36,971.71
William H. Akins, Jr.	9-2003-2	\$ 60,000.00	\$ 60,000.00			\$ 17,523.34	LSA	\$ 17,523.34	\$ 42,476.66	\$ -		1.79%	\$ 15,567.80
		\$ 3,544,027.00	\$ 3,223,750.00	\$ 202,365.00					\$ 2,374,675.94	\$ 159,578.17		100.00%	\$ 870,324.73

Calculation of Funds Available for Distribution					
Property Address	Property #	Account balance as of 7/2/2024	Approved Fees Held Back (Fee Apps 1-23)	Estimated Fees after 3/31/24	Amount Available for Distribution
8100 S Essex Avenue	9	\$ 890,092.91	\$17,768.18	\$ 2,000.00	\$ 870,324.73

Ex. 3 - 5955 S Sacramento Avenue (Property 58)  
Final Distribution Plan

Claimant Name	Claim Number	Amount Claimed (Invested in Property)	Secured Claim Remaining	Unsecured Claim (This Investment)	Pre-Rollover Distributions	Distributions Received on Property	Source of Distribution	Total Distributions Received	Max Potential Dist. (Proceeds of Sales)	Max Potential Dist. (Unencumbered)	Receiver's Recommendation Notes	Percentage of Total Claims	Final Distribution Amount
1839 Fund I LLC	58-367	\$ 42,330.00	\$ 32,436.83	\$ 11,259.36	\$ 764.00	\$ 15,146.18	POC	\$ 15,910.18	\$ 16,526.65	\$ 11,259.36	The Receiver recommends disallowing \$9,893.17 accrued interest added to principal balance of loan. Pro-rata share of pre-rollover distributions from loan secured by 3915 N Kimball. Partial rollover to unsecured promissory note.	2.07%	\$ 9,234.71
Alcalli Sabat	58-786	\$ 5,000.00	\$ 5,000.00			\$ 1,458.33	LSA	\$ 1,458.33	\$ 3,541.67	\$ -		0.44%	\$ 1,979.00
Arthur Bertrand	58-892	\$ 4,825.00	\$ 4,825.00			\$ 1,813.00	POC	\$ 1,813.00	\$ 3,012.00	\$ -		0.38%	\$ 1,683.04
Capital Investors, LLC	58-1490	\$ 50,000.00	\$ 50,000.00			\$ 4,666.67	LSA	\$ 4,666.67	\$ 45,333.33	\$ -		5.67%	\$ 25,331.21
Dennis & Mary Ann Hennefer	58-355	\$ 332,334.00	\$ 332,334.00			\$ 120,009.50	LSA	\$ 120,009.50	\$ 212,324.50	\$ -		26.55%	\$ 118,642.00
Diana Johan	58-499	\$ 25,000.00	\$ 25,000.00			\$ 7,416.67	POC; LSA	\$ 7,416.67	\$ 17,583.33	\$ -		2.20%	\$ 9,825.16
DVH Investment Trust	58-1410	\$ 198,500.00	\$ -	\$ 198,500.00		\$ 48,477.26	POC	\$ 48,477.26	\$ -	\$ 150,022.74	Claimant agreed to rollover this loan to SSDF1 on 6/1/17	0.00%	\$ -
Fredric R. Gottlieb	58-1177	\$ 37,481.00	\$ 29,436.00			\$ 11,150.49	POC	\$ 11,150.49	\$ 18,285.51	\$ -	The Receiver recommends disallowing \$8,045 accrued interest added to principal balance of loan when rolled over from 4109 Kimball	2.29%	\$ 10,217.52
Harvey Singer	58-2054	\$ 198,500.00	\$ 198,500.00			\$ 32,995.14	LSA	\$ 32,995.14	\$ 165,504.86	\$ -		20.69%	\$ 92,480.27
John McDevitt	58-2090	\$ 20,000.00	\$ 20,000.00			\$ 6,033.33	LSA	\$ 6,033.33	\$ 13,966.67	\$ -		1.75%	\$ 7,804.25
Liberty West Investment Group LLC	58-587	\$ 210,000.00	\$ 210,000.00			\$ 71,283.33	POC; LSA	\$ 71,283.33	\$ 138,716.67	\$ -		17.34%	\$ 77,511.65
Madison Trust Company Agent for Custodian FBO The Jacquelin C Rowe IRA	58-163	\$ 22,000.00	\$ -	\$ 22,000.00		\$ 7,205.00	LSA	\$ 7,205.00	\$ -	\$ 14,795.00	Claimant agreed to rollover this loan to SSDF4 on 1/5/18	0.00%	\$ -
Matthew Boyd	58-2060	\$ 40,698.00	\$ 40,698.00			\$ 14,289.52	LSA	\$ 14,289.52	\$ 26,408.48	\$ -		3.30%	\$ 14,756.45
Robert A Demick DDS PA 401K	58-680	\$ 29,000.00	\$ -			\$ 29,000.00	LSA	\$ 29,000.00	\$ -	\$ -	Principal returned in full	0.00%	\$ -
Steven R. Bald	58-399	\$ 40,000.00	\$ 40,000.00			\$ 12,066.67	POC; LSA	\$ 12,066.67	\$ 27,933.33	\$ -		3.49%	\$ 15,608.50
Teresita M. Shelton	58-330	\$ 25,000.00	\$ 25,000.00			\$ 7,541.67	LSA	\$ 7,541.67	\$ 17,458.33	\$ -		2.18%	\$ 9,755.31
The Moore/Ferrer Family 2004 Trust	58-107	\$ 50,000.00	\$ 50,000.00			\$ 15,083.33	LSA	\$ 15,083.33	\$ 34,916.67	\$ -		4.37%	\$ 19,510.62
Timothy S Sharp	58-76	\$ 50,000.00	\$ 50,000.00			\$ 15,416.76	LSA	\$ 15,416.76	\$ 34,583.24	\$ -		4.32%	\$ 19,324.31
Vartan Tarakchyan	58-1118	\$ 50,000.00	\$ -	\$ 50,000.00		\$ 11,416.66	LSA	\$ 11,416.66	\$ -	\$ 38,583.34	Claimant agreed to rollover this loan to SSDF4 on 10/20/17	0.00%	\$ -
Wisemove Properties LLC, (Anthony and Linda Reid, members)	58-168	\$ 29,000.00	\$ 29,000.00			\$ 5,232.84	LSA	\$ 5,232.84	\$ 23,767.16	\$ -		2.97%	\$ 13,280.54
		\$ 1,459,668.00	\$ 1,142,229.83	\$ 281,759.36					\$ 799,862.40	\$ 214,660.44		100.00%	\$ 446,944.53

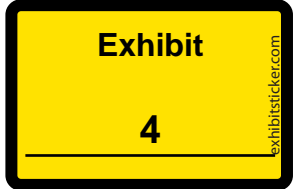
Calculation of Funds Available for Distribution					
Property Address	Property #	Account balance as of 7/2/2024	Approved Fees Held Back (Fee Apps 1-23)	Estimated Fees after 3/31/24	Amount Available for Distribution
5955 S Sacramento Avenue	58	\$ 455,946.00	\$ 7,001.47	\$ 2,000.00	\$ 446,944.53



Ex. 4 - 6001-05 S Sacramento Avenue (Property 59)  
Final Distribution Plan

Claimant Name	Claim Number	Amount Claimed (Invested in Property)	Secured Claim Remaining	Unsecured Claim (This Investment)	Pre-Rollover Distributions	Distributions Received on Property	Source of Distribution	Total Distributions Received	Max Potential Dist. (Proceeds of Sales)	Max Potential Dist. (Unencumbered)	Receiver's Recommendation Notes	Percentage of Total Claims	Final Distribution Amount
Alcail Sabat	59-786	\$ 23,139.00	\$ 23,139.00		\$ 1,551.32	\$ 6,779.73	LSA	\$ 8,331.05	\$ 14,807.95	\$ -	Pro-rata share of pre-rollover distributions on loan secured by 4944 W Roscoe	2.86%	\$ 9,138.54
Aluvelu Homes LLC	59-879	\$ 54,271.00	\$ 50,000.00			\$ 16,299.40	LSA	\$ 16,299.40	\$ 33,700.60	\$ -	The Receiver recommends disallowing \$4,271 accrued interest added to principal balance of loan. Pre-rollover distributions on loan secured by 4930 Cornelia. Transaction to roll loan to SSDF6 equity fund was subsequently voided.	6.52%	\$ 20,797.89
Arthur and Dinah Bertrand	59-890	\$ 7,552.00	\$ 7,552.00			\$ 2,889.00	POC; LSA	\$ 2,889.00	\$ 4,663.00	\$ -		0.90%	\$ 2,877.71
Asians Investing In Real Estate LLC	59-503	\$ 60,000.00	\$ 60,000.00			\$ 22,440.00	POC; LSA	\$ 22,440.00	\$ 37,560.00	\$ -		7.27%	\$ 23,179.67
Brad and Linda Lutz	59-962	\$ 67,876.00	\$ 67,876.00		\$ 39,434.80	\$ 25,351.71	LSA	\$ 64,786.51	\$ 3,089.49	\$ -	Pre-rollover distributions on loan secured by 7200 Stony Island	0.60%	\$ 1,906.64
Chuck Denton Denton Real Estate Company Inc. 401k	59-379	\$ 25,000.00	\$ 25,000.00			\$ 7,325.00	POC; LSA	\$ 7,325.00	\$ 17,675.00	\$ -		3.42%	\$ 10,907.90
CZE Holdings LLC (Carl Johnson IRA)	59-1117	\$ 50,000.00	\$ 50,000.00		\$ 14,841.58	\$ 15,450.00	POC; LSA	\$ 30,291.58	\$ 19,708.42	\$ -	Pre-rollover distributions on loan secured by 7200 S Stony Island	3.81%	\$ 12,162.80
Duke E. Heger and Viviana Heger	59-1408	\$ 12,000.00	\$ 12,000.00			\$ 4,656.52	LSA	\$ 4,656.52	\$ 7,343.48	\$ -		1.42%	\$ 4,531.93
Equity Capital Resources, LLC	59-671	\$ 50,000.00	\$ 50,000.00			\$ 15,016.67	LSA	\$ 15,016.67	\$ 34,983.33	\$ -		6.77%	\$ 21,589.51
Ganpat and FEREDA Seunath	59-77-1	\$ 15,172.00	\$ 15,172.00			\$ 4,404.94	LSA	\$ 4,404.94	\$ 10,767.06	\$ -		2.08%	\$ 6,644.75
Ganpat and FEREDA Seunath	59-77-2	\$ 91,844.00	\$ 91,844.00			\$ 26,665.37	LSA	\$ 26,665.37	\$ 65,178.63	\$ -		12.61%	\$ 40,224.15
Gary R. Burnham Jr. Solo 401K Trust	59-1174	\$ 7,971.00	\$ -	\$ 7,971.00		\$ 1,698.00	POC	\$ 1,698.00	\$ -	\$ 6,273.00	Claimant agreed to rollover this loan to SSDF1 on 6/17/17	0.00%	\$ -
iPlanGroup Agency for Custodian FBO Charles Powell IRA	59-413	\$ 7,971.00	\$ 7,971.00			\$ 667.78	LSA	\$ 667.78	\$ 7,303.22	\$ -		1.41%	\$ 4,507.09
James Clements	59-1402	\$ 70,000.00	\$ 70,000.00			\$ 19,273.33	LSA	\$ 19,273.33	\$ 50,726.67	\$ -		9.81%	\$ 31,305.31
Leonard A Grosso	59-2024	\$ 50,000.00	\$ 50,000.00			\$ 11,602.71	LSA	\$ 11,602.71	\$ 38,397.29	\$ -		7.43%	\$ 23,696.39
LMJ Sales, Inc.	59-1346	\$ 50,000.00	\$ 50,000.00			\$ 15,455.64	LSA	\$ 15,455.64	\$ 34,544.36	\$ -		6.68%	\$ 21,318.61
Marjorie J. Sexton	59-2065	\$ 40,564.00	\$ 40,564.00			\$ 12,182.72	LSA	\$ 12,182.72	\$ 28,381.28	\$ -		5.49%	\$ 17,515.14
New Direction IRA, Inc. FBO Joel Beyer, Roth IRA	59-969	\$ 16,000.00	\$ 16,000.00			\$ 4,624.00	POC; LSA	\$ 4,624.00	\$ 11,376.00	\$ -		2.20%	\$ 7,020.55
PFFR TR ST (Garrett Miller)	59-1284	\$ 5,299.00	\$ 5,299.00			\$ 1,436.26	POC	\$ 1,436.26	\$ 3,862.74	\$ -		0.75%	\$ 2,383.84
Phillip G. Vander Kraats	59-628	\$ 312.00	\$ 312.00			\$ 33.01	LSA	\$ 33.01	\$ 278.99	\$ -		0.05%	\$ 172.18
TMAKINDE, LLC	59-372	\$ 108,000.00	\$ 108,000.00			\$ 36,576.00	POC; LSA	\$ 36,576.00	\$ 71,424.00	\$ -		13.82%	\$ 44,078.40
Towpath Investments LLC - Robert Kessing (manager)	59-338	\$ 30,000.00	\$ 30,000.00			\$ 8,860.00	LSA	\$ 8,860.00	\$ 21,140.00	\$ -		4.09%	\$ 13,046.28
		\$ 842,971.00	\$ 830,729.00	\$ 7,971.00					\$ 516,911.51	\$ 6,273.00		100.00%	\$ 319,005.26

Calculation of Funds Available for Distribution					
Property Address	Property #	Account balance as of 7/2/2024	Approved Fees Held Back (Fee Apps 1-23)	Estimated Fees after 3/31/24	Amount Available for Distribution
6001-05 S Sacramento Avenue	59	\$ 327,538.91	\$ 6,533.65	\$ 2,000.00	\$ 319,005.26



Ex. 5 - 7026-42 S Cornell Avenue (Property 60)  
Final Distribution Plan

Claimant Name	Claim Number	Amount Claimed (Invested in Property)	Secured Claim Remaining	Unsecured Claim (This Investment)	Pre-Rollover Distributions	Distributions Received on Property	Source of Distribution	Total Distributions Received	Max Potential Dist. (Proceeds of Sales)	Max Potential Dist. (Unencumbered)	Receiver's Recommendation Notes	Percentage of Total Claims	Final Distribution Amount
Alex Breslav	60-262	\$ 50,000.00	\$ 50,000.00			\$ 14,500.00	LSA	\$ 14,500.00	\$ 35,500.00	\$ -		3.61%	\$ 31,852.60
Annie Chang	60-475	\$ 3,500.00	\$ 3,500.00			\$ 504.03	POC; LSA	\$ 504.03	\$ 2,995.97	\$ -		0.31%	\$ 2,688.15
Asians Investing In Real Estate LLC	60-503	\$ 69,402.00	\$ 68,076.43		\$ 9,215.50	\$ 26,828.66	POC	\$ 36,044.16	\$ 32,032.27	\$ -	The Receiver recommends disallowing \$1,325.57 pro-rata share of accrued interest added to principal balance of loan upon rollover from 4109 N Kimball. Pre-rollover distributions are distributions received on unsecured promissory note ( PN) after rollover.	3.26%	\$ 28,741.15
Brett Burnham	60-314	\$ 29,902.00	\$ -	\$ 29,902.00		\$ 7,475.50	LSA	\$ 7,475.50	\$ -	\$ 22,426.50	Claimant agreed to rollover this loan to SSDF4 on 6/19/18	0.00%	\$ -
Capital Investors, LLC	60-1490	\$ 379,479.00	\$ 130,000.00			\$ 36,240.89	POC	\$ 36,240.89	\$ 93,759.11	\$ -	Claimant agreed to partial rollover to 6949 S Merrill	9.55%	\$ 84,125.94
Christine Hethcock	60-1300	\$ 40,000.00	\$ 40,000.00			\$ 383.33	POC; LSA	\$ 383.33	\$ 39,616.67	\$ -		4.03%	\$ 35,546.30
Chuck Denton Denton Real Estate Company Inc. 401k	60-379	\$ 50,000.00	\$ 50,000.00			\$ 15,378.24	POC	\$ 15,378.24	\$ 34,621.76	\$ -		3.53%	\$ 31,064.59
CZE Holdings LLC (Carl Johnson IRA)	60-1117	\$ 55,000.00	\$ 55,000.00			\$ 14,850.00	POC	\$ 14,850.00	\$ 40,150.00	\$ -		4.09%	\$ 36,024.84
Dana Speed	60-684	\$ 31,000.00	\$ 31,000.00			\$ -	POC; LSA	\$ -	\$ 31,000.00	\$ -	Transaction to roll loan to SSDF6 equity fund was subsequently voided	3.16%	\$ 27,814.94
Daniel Matthews, Leah Matthews	60-117	\$ 22,812.00	\$ 22,812.00		\$ 2,398.88	\$ 6,919.64	LSA	\$ 9,318.52	\$ 13,493.48	\$ -	Pre-rollover distributions on loan secured by 5104 W Dakin	1.37%	\$ 12,107.11
David Ashley Lawrence Johnson investing under Endurance Capital Management, LLC	60-170	\$ 50,000.00	\$ 50,000.00		\$ 6,166.64	\$ 6,416.63	POC; LSA	\$ 12,583.27	\$ 37,416.73	\$ -	Pre-rollover distributions on loan secured by 4611 S Drexel	3.81%	\$ 33,572.39
Dennis & Mary Ann Hennefer	60-355	\$ 110,000.00	\$ 110,000.00		\$ 15,907.41	\$ 12,966.19	POC	\$ 28,873.60	\$ 81,126.40	\$ -	Pro-rata share of pre-rollover distributions on loans secured by 7024 S Paxton and 4533 S Calumet	8.26%	\$ 72,791.17
DVH Investment Trust	60-1410	\$ 80,000.00	\$ 20,000.00	\$ 60,000.00	\$ 3,747.22	\$ 2,166.70	LSA	\$ 5,913.92	\$ 14,086.08	\$ 54,086.08	Claimant agreed to partial rollover to SSDF1. Pre-rollover distributions are pro-rata share of distributions received prior to the partial rollover.	1.43%	\$ 12,638.82
Ed A Bancroft	60-2008-1	\$ 4,800.00	\$ 4,800.00			\$ 462.80	LSA	\$ 462.80	\$ 4,337.20	\$ -		0.44%	\$ 3,891.58
Ed A Bancroft	60-2008-2	\$ 1,407.00	\$ 1,407.00			\$ 114.81	LSA	\$ 114.81	\$ 1,292.19	\$ -		0.13%	\$ 1,159.43
Elizabeth Zeng	60-872-1	\$ 4,000.00	\$ 4,000.00			\$ -	POC; LSA	\$ -	\$ 4,000.00	\$ -		0.41%	\$ 3,589.02
Elizabeth Zeng	60-872-2	\$ 5,000.00	\$ 5,000.00			\$ 529.06	POC; LSA	\$ 529.06	\$ 4,470.94	\$ -		0.46%	\$ 4,011.58
Equity Trust Company Custodian FBO Linda A. Smith IRA	60-550	\$ 50,000.00	\$ 50,000.00			\$ 13,500.00	LSA	\$ 13,500.00	\$ 36,500.00	\$ -		3.72%	\$ 32,749.85
Fredric R. Gottlieb (South Florida Realty Management & Investments)	60-1215	\$ 58,306.00	\$ 58,306.00			\$ 17,686.20	LSA	\$ 17,686.20	\$ 40,619.80	\$ -		4.14%	\$ 36,446.37
Gallowglass LLC c/o Patrick Bournes	60-316	\$ 3,547.00	\$ 3,547.00		\$ 317.14	\$ 520.19	LSA	\$ 837.33	\$ 2,709.67	\$ -	Pro-rata share of pre-rollover distributions on loan secured by 7024 S Paxton	0.28%	\$ 2,431.27
Harvey Singer	60-2054	\$ 51,500.00	\$ 51,500.00			\$ 8,560.48	LSA	\$ 8,560.48	\$ 42,939.52	\$ -		4.37%	\$ 38,527.75
iPlanGroup Agent for Custodian FBO Michael Dirnberger ROTH I	60-445	\$ 817.00	\$ 817.00			\$ 71.79	LSA	\$ 71.79	\$ 745.21	\$ -		0.08%	\$ 668.64
Ivan A. Campbell	60-466	\$ 20,148.00	\$ 20,148.00			\$ 2,766.99	LSA	\$ 2,766.99	\$ 17,381.01	\$ -		1.77%	\$ 15,595.22
Jason Ragan - TSA	60-797	\$ 1,241.00	\$ 1,241.00		\$ 111.79	\$ 172.12	LSA	\$ 283.91	\$ 957.09	\$ -	Pro-rata share of pre-rollover distributions on loan secured by 7024 S Paxton	0.10%	\$ 858.75
John B. Allred & Glenda K. Allred	60-2004	\$ 91,521.00	\$ -			\$ -		\$ -	\$ -	\$ -	Receiver recommends that former EquityBuild Employee who actively participated in marketing the fraudulent scheme be disqualified from receiving a distribution	0.00%	\$ -
Joseph E. Kennedy	60-106	\$ 40,979.00	\$ 40,979.00	\$ 9,021.00	\$ 4,581.60	\$ 13,050.48	POC	\$ 17,632.08	\$ 23,346.92	\$ 9,021.00	Pre-rollover distributions are distributions received on unsecured promissory note ( PN) after rollover from initial investment in 5104 Dakin. nsecured claim for balance on PN.	2.38%	\$ 20,948.17
Joseph E. Kennedy	60-435	\$ 45,141.00	\$ 45,141.00	\$ 4,859.00	\$ 4,581.60	\$ 13,161.92	LSA	\$ 17,743.52	\$ 27,397.48	\$ 4,859.00	Pre-rollover distributions are distributions received on unsecured promissory note ( PN) after rollover from initial investment in 5104 Dakin. nsecured claim for balance on PN.	2.79%	\$ 24,582.56

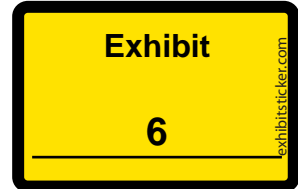
Ex. 5 - 7026-42 S Cornell Avenue (Property 60)  
Final Distribution Plan

Claimant Name	Claim Number	Amount Claimed (Invested in Property)	Secured Claim Remaining	Unsecured Claim (This Investment)	Pre-Rollover Distributions	Distributions Received on Property	Source of Distribution	Total Distributions Received	Max Potential Dist. (Proceeds of Sales)	Max Potential Dist. (Unencumbered)	Receiver's Recommendation Notes	Percentage of Total Claims	Final Distribution Amount
KAMEDA INVESTMENTS, LLC (Sole Owner/Manager - Arnold Kunio K	60-121	\$ 40,000.00	\$ 40,000.00			\$ 433.33	LSA	\$ 433.33	\$ 39,566.67	\$ -		4.03%	\$ 35,501.44
Linda Lipschultz	60-1374	\$ 22,477.00	\$ -	\$ 22,477.00	\$ 5,090.41	\$ 6,040.82	POC	\$ 11,131.23	\$ -	\$ 11,345.77	Pre-rollover distributions on loan secured by 6548 Campbell. Claimant agreed to rollover this loan to SSDF4 on 12/20/17.	0.00%	\$ -
MaryAnn Zimmerman/Hidden Diamonds, LLC	60-937	\$ 18,104.00	\$ 18,104.00		\$ 1,619.20	\$ 2,844.89	LSA	\$ 4,464.09	\$ 13,639.91	\$ -	Pre-rollover distributions on loan secured by 7024 S Paxton	1.39%	\$ 12,238.49
Michael E. Thomas	60-2092	\$ 50,000.00	\$ 50,000.00			\$ 50,844.00	POC	\$ 50,844.00	\$ -	\$ -	Loan repaid in full	0.00%	\$ -
Next Generation Trust Company FBO Irene B. Kapsky FFBO Mark	60-1166	\$ 13,000.00	\$ 13,000.00			\$ 1,941.50	LSA	\$ 1,941.50	\$ 11,058.50	\$ -		1.13%	\$ 9,922.31
Next Generation Trust Company FBO Mark Kapsky IRA 2396	60-1157	\$ 2,000.00	\$ 2,000.00			\$ -	POC; LSA	\$ -	\$ 2,000.00	\$ -		0.20%	\$ 1,794.51
Next Generation Trust Company FBO Mark Steven Kapsky Roth IRA	60-1169	\$ 35,000.00	\$ 35,000.00			\$ -		\$ -	\$ 35,000.00	\$ -		3.56%	\$ 31,403.97
Optima Property Solutions, LLC	60-1023	\$ 165,000.00	\$ -	\$ 165,000.00		\$ 34,237.50	LSA	\$ 34,237.50	\$ -	\$ 130,762.50	Claimant agreed to rollover this loan to SSDF1 on 6/1/17	0.00%	\$ -
Paul N. Wilmesmeier	60-300	\$ 25,000.00	\$ 25,000.00			\$ 8,764.85	POC	\$ 8,764.85	\$ 16,235.15	\$ -		1.65%	\$ 14,567.09
Randall Sotka	60-1207	\$ 4,225.00	\$ 4,225.00		\$ 384.24	\$ 619.63	LSA	\$ 1,003.87	\$ 3,221.13	\$ -	Pro-rata share of pre-rollover distributions on loan secured by 7024 S Paxton	0.33%	\$ 2,890.18
Rita Aken	60-770	\$ 25,000.00	\$ 25,000.00			\$ 7,250.00	LSA	\$ 7,250.00	\$ 17,750.00	\$ -		1.81%	\$ 15,926.30
Robert Potter	60-1389	\$ 12,549.00	\$ 12,549.00			\$ 1,600.69	LSA	\$ 1,600.69	\$ 10,948.31	\$ -		1.11%	\$ 9,823.44
Sherri Agnifili	60-348	\$ 30,000.00	\$ 30,000.00			\$ 325.00	POC; LSA	\$ 325.00	\$ 29,675.00	\$ -		3.02%	\$ 26,626.08
Steven Lipschultz	60-1391	\$ 31,635.00	\$ -	\$ 31,635.00	\$ 5,033.23	\$ 6,847.65	POC	\$ 11,880.88	\$ -	\$ 19,754.12	Pre-rollover distributions on loan secured by 6548 Campbell. Claimant agreed to rollover this loan to SSDF4 on 12/20/17.	0.00%	\$ -
Teresita M. Shelton	60-330	\$ 50,000.00	\$ 50,000.00			\$ 14,500.00	LSA	\$ 14,500.00	\$ 35,500.00	\$ -		3.61%	\$ 31,852.60
Terry L. Merrill, Sheryl R. Merrill	60-602	\$ 50,000.00	\$ 50,000.00			\$ 14,500.00	LSA	\$ 14,500.00	\$ 35,500.00	\$ -		3.61%	\$ 31,852.60
White Tiger Revocable Trust, Ira Lovitch, Zinaida Lovitch	60-537	\$ 83,000.00	\$ 83,000.00		\$ 7,504.14	\$ 12,173.37	LSA	\$ 19,677.51	\$ 63,322.49	\$ -	Pre-rollover distributions on loan secured by 7024 S Paxton	6.45%	\$ 56,816.50
aron Fisher	60-479	\$ 11,263.00	\$ 11,263.00	\$ 2,542.00	\$ 1,850.14	\$ 3,266.67	LSA	\$ 5,116.81	\$ 6,146.19	\$ 2,542.00	Pre-rollover distributions are distributions received on unsecured promissory note ( PN) after rollover from initial investment in 4109 Kimball. nsecured claim for balance on PN.	0.63%	\$ 5,514.71
		\$ 2,017,755.00	\$ 1,366,415.43	\$ 325,436.00				\$ 982,058.85	\$ 254,796.97			100.00%	\$ 881,158.41

Calculation of Funds Available for Distribution					
Property Address	Property #	Account balance as of 7/2/2024	Approved Fees Held Back (Fee Apps 1-23)	Estimated Fees after 3/31/24	Amount Available for Distribution
7026-42 S Cornell Avenue	60	\$ 893,267.68	\$ 10,109.27	\$ 2,000.00	\$ 881,158.41

Ex. 6 - 7237-43 S Bennett Avenue (Property 61)  
Final Distribution Plan

Claimant Name	Claim Number	Amount Claimed (Invested in Property)	Secured Claim Remaining	Unsecured Claim (This Investment)	Pre-Rollover Distributions	Distributions Received on Property	Source of Distribution	Total Distributions Received	Max Potential Dist. (Proceeds of Sales)	Max Potential Dist. (Unencumbered)	Receiver's Recommendation Notes	Percentage of Total Claims	Final Distribution Amount
Alton Parnell Motes and Vicki Elaine Washburn	61-2042	\$ 35,000.00	\$ 35,000.00			\$ 8,302.83	LSA	\$ 8,302.83	\$ 26,697.17	\$ -		1.77%	\$ 8,175.77
Annie Chang	61-475	\$ 7,921.00	\$ 7,921.00			\$ 1,881.62	POC; LSA	\$ 1,881.62	\$ 6,039.38	\$ -		0.40%	\$ 1,849.51
BCL Associates, LLC	61-477	\$ 10,000.00	\$ 10,000.00			\$ 2,603.81	POC	\$ 2,603.81	\$ 7,396.19	\$ -		0.49%	\$ 2,265.02
BTR E LLC Barry J. Oates	61-669	\$ 5,200.00	\$ 5,200.00			\$ -	POC; LSA	\$ -	\$ 5,200.00	\$ -		0.34%	\$ 1,592.45
City of Chicago	61-693	\$ 8,762.37	\$ -			\$ -		\$ -	\$ -	\$ -	Claim for water bill was paid when Receiver sold this property	0.00%	\$ -
David R Trengove	61-481	\$ 43,784.00	\$ 43,451.47		\$ 5,187.74	\$ 4,761.54	POC	\$ 9,949.28	\$ 33,502.19	\$ -	The Receiver recommends disallowing \$332.53 accrued interest added to principal amount of loan. Pre-rollover distributions from loan secured by 4611 S Drexel	2.22%	\$ 10,259.74
David Weeks	61-127	\$ 50,000.00	\$ 50,000.00			\$ 11,436.16	POC; LSA	\$ 11,436.16	\$ 38,563.84	\$ -		2.55%	\$ 11,809.83
Duane A Degenhardt and Linda S. Degenhardt	61-2015	\$ 9,139.00	\$ 9,139.00			\$ 1,340.35	LSA	\$ 1,340.35	\$ 7,798.65	\$ -		0.52%	\$ 2,388.27
Ed A Bancroft	61-2008	\$ 13,000.00	\$ 13,000.00			\$ 3,105.51	LSA	\$ 3,105.51	\$ 9,894.49	\$ -		0.66%	\$ 3,030.10
Hang Zhou and Lu Dong	61-1335	\$ 50,000.00	\$ 50,000.00			\$ 12,402.83	LSA	\$ 12,402.83	\$ 37,597.17	\$ -	Transaction to roll loan to SSDF6 equity fund was subsequently voided	2.49%	\$ 11,513.79
Henry C. Scheuller c/o Henry Samuel Scheuller (Personal Rep. of the Estate)	61-868	\$ 40,000.00	\$ 40,000.00			\$ 9,928.84	LSA	\$ 9,928.84	\$ 30,071.16	\$ -		1.99%	\$ 9,209.02
Influx Investments LLC	61-744	\$ 50,000.00	\$ 50,000.00			\$ 11,911.16	LSA	\$ 11,911.16	\$ 38,088.84	\$ -		2.52%	\$ 11,664.36
James Patrick Sullivan	61-125	\$ 30,000.00	\$ 30,000.00			\$ 6,833.33	POC; LSA	\$ 6,833.33	\$ 23,166.67	\$ -		1.53%	\$ 7,094.58
James Patrick Sullivan	61-627	\$ 20,000.00	\$ 20,000.00			\$ 4,944.50	POC; LSA	\$ 4,944.50	\$ 15,055.50	\$ -		1.00%	\$ 4,610.61
Jason Ragan - TSA	61-796	\$ 25,500.00	\$ 25,500.00			\$ 5,989.67	LSA	\$ 5,989.67	\$ 19,510.33	\$ -		1.29%	\$ 5,974.86
JDSKPS LLC, Jeffrey Steybe Mgr	61-826	\$ 150,000.00	\$ 150,000.00			\$ 35,733.33	LSA	\$ 35,733.33	\$ 114,266.67	\$ -		7.57%	\$ 34,993.13
John Bloxham	61-1014	\$ 100,000.00	\$ 100,000.00			\$ 12,369.49	POC; LSA	\$ 12,369.49	\$ 87,630.51	\$ -		5.80%	\$ 26,836.05
John Braden and Cynthia Braden	61-1051	\$ 50,000.00	\$ 50,000.00			\$ 12,294.32	LSA	\$ 12,294.32	\$ 37,705.68	\$ -		2.50%	\$ 11,547.02
Koates LLC	61-228	\$ 19,800.00	\$ 19,800.00			\$ -		\$ -	\$ 19,800.00	\$ -		1.31%	\$ 6,063.57
Larry James Eggenberger	61-402	\$ 50,000.00	\$ 50,000.00			\$ 12,411.16	LSA	\$ 12,411.16	\$ 37,588.84	\$ -		2.49%	\$ 11,511.24
Madison Trust Company Agent for Custodian FBO The Jacquelin C Rowe IRA	61-163	\$ 60,000.00	\$ -	\$ 60,000.00		\$ 11,210.00	POC	\$ 11,210.00	\$ -	\$ 48,790.00	Claimant agreed to rollover this loan to SSDF4 on 1/5/18	0.00%	\$ -
Mona M. Leonard SD ROTH - 2692021	61-123	\$ 200,000.00	\$ 200,000.00			\$ 48,339.00	POC	\$ 48,339.00	\$ 151,661.00	\$ -	Transaction to roll loan to SSDF6 equity fund was subsequently voided	10.04%	\$ 46,444.81
Optima Property Solutions, LLC	61-1023	\$ 65,000.00	\$ 21,216.00	\$ 43,784.00		\$ 2,712.52	LSA	\$ 2,712.52	\$ 18,503.48	\$ 41,071.48	Claimant agreed to partial rollover to SSDF1. Distributions allocated pro-rata between this property and SSDF1.	1.23%	\$ 5,666.52
Paper Street Realty LLC DBA Rent Ready Apartments	61-1206	\$ 162,812.50	\$ -			\$ -		\$ -	\$ -	\$ 162,812.50	nsecured trade creditor	0.00%	\$ -
Pat DeSantis	61-397	\$ 100,000.00	\$ 100,000.00			\$ 23,888.83	LSA	\$ 23,888.83	\$ 76,111.17	\$ -		5.04%	\$ 23,308.36
Paul Scribner	61-1135	\$ 50,000.00	\$ 50,000.00			\$ 12,477.83	POC	\$ 12,477.83	\$ 37,522.17	\$ -		2.48%	\$ 11,490.82
rest IRA FBO Francis D Webb 1437711	61-218	\$ 12,064.00	\$ 12,064.00			\$ 2,855.09	LSA	\$ 2,855.09	\$ 9,208.91	\$ -	Transaction to roll loan to SSDF6 equity fund was subsequently voided	0.61%	\$ 2,820.15
Rita Aken	61-770	\$ 25,000.00	\$ 25,000.00			\$ 6,268.00	LSA	\$ 6,268.00	\$ 18,732.00	\$ -		1.24%	\$ 5,736.51
Scott Eaton	61-1470	\$ 50,000.00	\$ 50,000.00			\$ 11,944.50	LSA	\$ 11,944.50	\$ 38,055.50	\$ -		2.52%	\$ 11,654.15
Scott Tyler Williams as Custodian of New Idea Properties, Inc. Profit Sharing Plan Inc	61-1468	\$ 20,000.00	\$ 20,000.00			\$ 4,741.13	POC	\$ 4,741.13	\$ 15,258.87	\$ -		1.01%	\$ 4,672.89
Sounjay K. Gairola Revocable Trust (Sounjay K. Gairola Trustee)	61-1439	\$ 35,000.00	\$ 35,000.00			\$ 916.51	POC	\$ 916.51	\$ 34,083.49	\$ -		2.26%	\$ 10,437.76
Steven R. Bald	61-399	\$ 60,000.00	\$ 60,000.00			\$ 14,883.33	POC; LSA	\$ 14,883.33	\$ 45,116.67	\$ -		2.99%	\$ 13,816.57
Teresita M. Shelton	61-330	\$ 15,000.00	\$ 15,000.00			\$ 2,725.83	LSA	\$ 2,725.83	\$ 12,274.17	\$ -		0.81%	\$ 3,758.85
Teton Equity Group LLC	61-1205	\$ 100,000.00	\$ 100,000.00			\$ 24,712.17	POC	\$ 24,712.17	\$ 75,287.83	\$ -		4.98%	\$ 23,056.22
Vartan Tarachyan	61-1118	\$ 20,000.00	\$ -	\$ 20,000.00		\$ 3,246.70	LSA	\$ 3,246.70	\$ -	\$ 16,753.30	Claimant agreed to rollover this loan to SSDF4 on 10/20/17	0.00%	\$ -
Vladimir Matvishin, dba Network Expert	61-1382	\$ 50,000.00	\$ 50,000.00			\$ 12,536.16	LSA	\$ 12,536.16	\$ 37,463.84	\$ -		2.48%	\$ 11,472.96
Wealth Builders 1, LLC	61-1275	\$ 50,000.00	\$ 20,000.00			\$ 5,007.89	POC; LSA	\$ 5,007.89	\$ 14,992.11	\$ -	Wealth Builders 1 LLC loan was assigned to three claimants, Clearwood Funding LLC (this claim for \$20,000), BCL Associates LLC (claim 61-477 for \$10,000) and New Idea Properties (claim 61-1468 for \$20,000). Distributions divided between the three claims.	0.99%	\$ 4,591.20
William H. Akins, Jr.	61-2003-1	\$ 35,000.00	\$ 35,000.00			\$ 8,378.67	LSA	\$ 8,378.67	\$ 26,621.33	\$ -		1.76%	\$ 8,152.54



Ex. 6 - 7237-43 S Bennett Avenue (Property 61)  
Final Distribution Plan

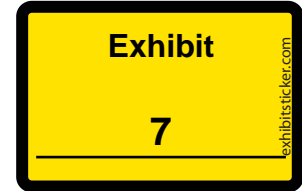
Claimant Name	Claim Number	Amount Claimed (Invested in Property)	Secured Claim Remaining	Unsecured Claim (This Investment)	Pre-Rollover Distributions	Distributions Received on Property	Source of Distribution	Total Distributions Received	Max Potential Dist. (Proceeds of Sales)	Max Potential Dist. (Unencumbered)	Receiver's Recommendation Notes	Percentage of Total Claims	Final Distribution Amount
William H. Akins, Jr. (CAMA SDIRA LLC FBO Bill Akins IRA)	61-2003-2	\$ 100,000.00	\$ 100,000.00			\$ 24,822.17	LSA	\$ 24,822.17	\$ 75,177.83	\$ -		4.98%	\$ 23,022.53
William Needham	61-80	\$ 35,000.00	\$ 35,000.00			\$ 8,244.50	POC; LSA	\$ 8,244.50	\$ 26,755.50	\$ -		1.77%	\$ 8,193.63
Wilma Clark	61-2013	\$ 20,000.00	\$ 20,000.00			\$ -	POC; LSA	\$ -	\$ 20,000.00	\$ -		1.32%	\$ 6,124.82
Wisemove Properties LLC, (Anthony and Linda Reid, members)	61-168	\$ 200,000.00	\$ 200,000.00			\$ 49,404.50	LSA	\$ 49,404.50	\$ 150,595.50	\$ -		9.97%	\$ 46,118.51
oung Family Trust	61-1452	\$ 30,000.00	\$ 30,000.00			\$ 7,386.67	LSA	\$ 7,386.67	\$ 22,613.33	\$ -		1.50%	\$ 6,925.13
vette Sahai	61-2049-1	\$ 863.00	\$ 863.00			\$ 343.05	POC	\$ 343.05	\$ 519.95	\$ -		0.03%	\$ 159.23
vette Sahai	61-2049-2	\$ 10,651.00	\$ 10,651.00			\$ 2,338.44	POC	\$ 2,338.44	\$ 8,312.56	\$ -		0.55%	\$ 2,545.65
		\$ 2,274,496.87	\$ 1,948,805.47	\$ 123,784.00					\$ 1,510,440.49	\$ 269,427.28		100.00%	\$ 462,558.72

Calculation of Funds Available for Distribution					
Property Address	Property #	Account balance as of 7/2/2024	Approved Fees Held Back (Fee Apps 1-23)	Estimated Fees after 3/31/24	Amount Available for Distribution
7237-43 S Bennett Avenue	61	\$ 476,608.45	\$ 12,049.73	\$ 2,000.00	\$ 462,558.72



Ex. 7 - 7834-44 S Ellis Avenue (Property 62)  
Final Distribution Plan

Claimant Name	Claim Number	Amount Claimed (Invested in Property)	Secured Claim Remaining	Unsecured Claim (This Investment)	Pre-Rollover Distributions	Distributions Received on Property	Source of Distribution	Total Distributions Received	Max Potential Dist. (Proceeds of Sales)	Max Potential Dist. (Unencumbered)	Receiver's Recommendation Notes	Percentage of Total Claims	Final Distribution Amount
Aaron Beauclair	62-408	\$ 160.00	\$ 160.00		\$ 13.99	\$ 23.42	POC; LSA	\$ 37.41	\$ 122.59	\$ -	Pro-rata share of pre-rollover distributions on loan secured by 7024 S Paxton	0.006%	\$ 107.55
Alan Rubin	62-118	\$ 50,000.00	\$ 50,000.00			\$ 11,647.16	LSA	\$ 11,647.16	\$ 38,352.84	\$ -		1.969%	\$ 33,647.56
Asians Investing In Real Estate LLC	62-503	\$ 65,000.00	\$ 65,000.00			\$ 19,207.93	POC; LSA	\$ 19,207.93	\$ 45,792.07	\$ -		2.351%	\$ 40,174.11
Braden Galloway	62-1463	\$ 48,763.86	\$ 48,763.86	\$ 1,236.14	\$ 5,208.28	\$ 11,359.24	LSA	\$ 16,567.52	\$ 32,196.34	\$ 1,236.14	Pre-rollover distributions are distributions received on unsecured promissory note ( PN) after rollover from initial investment in 4108 Monticello. nsecured claim for balance on PN.	1.653%	\$ 28,246.36
Brent Jacobs	62-431	\$ 12,119.00	\$ 12,119.00			\$ 3,407.84	POC; LSA	\$ 3,407.84	\$ 8,711.16	\$ -		0.447%	\$ 7,642.44
Daniel Lewis & Deborah Lewis	62-257	\$ 50,000.00	\$ 50,000.00			\$ 14,285.33	LSA	\$ 14,285.33	\$ 35,714.67	\$ -		1.834%	\$ 31,333.05
David R Trengove	62-481	\$ 300,000.00	\$ 300,000.00			\$ 71,125.00	POC; LSA	\$ 71,125.00	\$ 228,875.00	\$ -		11.750%	\$ 200,795.68
Dennis & Mary Ann Hennefer	62-355	\$ 55,098.00	\$ 55,098.00		\$ 5,146.47	\$ 7,640.26	POC; LSA	\$ 12,786.73	\$ 42,311.27	\$ -	Pro-rata share of pre-rollover distributions on loan secured by 7024 S Paxton	2.172%	\$ 37,120.35
Emile P. Dufrene, III	62-1248	\$ 50,000.00	\$ 50,000.00		\$ 4,503.90	\$ 6,991.82	LSA	\$ 11,495.72	\$ 38,504.28	\$ -	Pre-rollover distributions on loan secured by 7024 S Paxton	1.977%	\$ 33,780.42
Fredric R. Gottlieb	62-1212	\$ 58,617.00	\$ 58,617.00	\$ 1,383.00	\$ 6,301.24	\$ 14,611.82	LSA	\$ 20,913.06	\$ 37,703.94	\$ 1,383.00	Pre-rollover distributions are distributions received on unsecured promissory note ( PN) after rollover from initial investment in 4108 Monticello. nsecured claim for balance on PN.	1.936%	\$ 33,078.27
Gregory C. Snyder	62-998	\$ 50,000.00	\$ 50,000.00			\$ 11,698.83	LSA	\$ 11,698.83	\$ 38,301.17	\$ -		1.966%	\$ 33,602.23
Harendra Pal	62-1126	\$ 100,000.00	\$ 100,000.00			\$ 29,550.67	LSA	\$ 29,550.67	\$ 70,449.33	\$ -		3.617%	\$ 61,806.32
iPlanGroup Agency for Custodian FBO Charles Powell IRA	62-413	\$ 106,000.00	\$ 106,000.00			\$ 8,880.42	LSA	\$ 8,880.42	\$ 97,119.58	\$ -		4.986%	\$ 85,204.55
Jason Park	62-814	\$ 25,000.00	\$ 25,000.00			\$ 7,364.58	LSA	\$ 7,364.58	\$ 17,635.42	\$ -		0.905%	\$ 15,471.83
Jerome B. Shaffer	62-992	\$ 14,736.00	\$ 14,736.00			\$ 3,997.55	LSA	\$ 3,997.55	\$ 10,738.45	\$ -		0.551%	\$ 9,421.01
Joel Feingold JFKN Investment Trust	62-527	\$ 30,000.00	\$ 30,000.00			\$ 8,865.20	POC; LSA	\$ 32,055.54	\$ -	\$ -	In addition to \$8,865.20 interest payments received on this investment, claimant received commissions from EquityBuild in excess of his claim amounts (apportioned to this claim in the amount of \$23,190.34) and therefore the Receiver recommends no further distributions.	0.000%	\$ -
John Bloxham	62-1016	\$ 50,396.00	\$ 50,000.00		\$ 7,226.81	\$ 6,111.46	POC; LSA	\$ 13,338.27	\$ 36,661.73	\$ -	The Receiver recommends disallowing \$396 accrued interest added to principal amount of loan. Pre-rollover distributions from loan secured by 4611 S Drexel	1.882%	\$ 32,163.92
Joseph P. McCarthy	62-1367	\$ 27,884.00	\$ 27,884.00	\$ 3,115.81	\$ 2,023.12	\$ 6,495.36	LSA	\$ 8,518.48	\$ 19,365.52	\$ 3,115.81	Pre-rollover distributions are distributions received on unsecured promissory note ( PN) after rollover from initial investment in 4108 Monticello. nsecured claim for balance on PN.	0.994%	\$ 16,989.68
Kelly E Welton, Successor Trustee of the ROBERT N. ANDREWS SEPARATE PROPERTY TR ST	62-310	\$ 7,000.00	\$ 7,000.00			\$ 1,386.20	LSA	\$ 1,386.20	\$ 5,613.80	\$ -		0.288%	\$ 4,925.08
Kenneth (Ken) and Maria (Tina) Jorgensen	62-194	\$ 4,246.00	\$ 4,213.75		\$ 542.87	\$ 461.79	POC; LSA	\$ 1,004.66	\$ 3,209.09	\$ -	The Receiver recommends disallowing \$32.25 accrued interest added to principal balance of loan. Pre-rollover distributions from loan secured by 4611 S Drexel.	0.165%	\$ 2,815.39
Kevin Bybee, iPlanGroup Agent for Custodian FBO Kevin Bybee	62-497	\$ 48,000.00	\$ 48,000.00			\$ 12,787.20	LSA	\$ 12,787.20	\$ 35,212.80	\$ -		1.808%	\$ 30,892.75
Kevin Chang	62-305	\$ 65,000.00	\$ 65,000.00			\$ 19,207.93	LSA	\$ 19,207.93	\$ 45,792.07	\$ -		2.351%	\$ 40,174.11
Laura J. Sohm IRA	62-970	\$ 15,000.00	\$ 15,000.00			\$ 4,210.60	POC; LSA	\$ 4,210.60	\$ 10,789.40	\$ -		0.554%	\$ 9,465.71



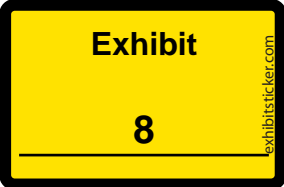
Ex. 7 - 7834-44 S Ellis Avenue (Property 62)  
Final Distribution Plan

Claimant Name	Claim Number	Amount Claimed (Invested in Property)	Secured Claim Remaining	Unsecured Claim (This Investment)	Pre-Rollover Distributions	Distributions Received on Property	Source of Distribution	Total Distributions Received	Max Potential Dist. (Proceeds of Sales)	Max Potential Dist. (Unencumbered)	Receiver's Recommendation Notes	Percentage of Total Claims	Final Distribution Amount
Leonard A Grosso	62-2024	\$ 50,000.00	\$ 50,000.00			\$ 11,647.16	LSA	\$ 11,647.16	\$ 38,352.84	\$ -		1.969%	\$ 33,647.56
Matthew Page Hutchings	62-2030	\$ 150,000.00	\$ 150,000.00			\$ 44,326.00	LSA	\$ 44,326.00	\$ 105,674.00	\$ -		5.425%	\$ 92,709.48
Michael F Grant & L. Gretchen Grant	62-393	\$ 50,000.00	\$ 50,000.00			\$ 11,647.16	LSA	\$ 11,647.16	\$ 38,352.84	\$ -		1.969%	\$ 33,647.56
Optima Property Solutions, LLC	62-1023	\$ 250,000.00	\$ 15,223.00	\$ 250,000.00			POC	\$ -	\$ 15,223.00	\$ 189,694.47	Claimant agreed to roll \$250,000 loan to SSDF1 on 6/1/2017; a different \$15,223 loan was part of a bulk transfer from other properties on 1/15/2018.	0.782%	\$ 13,355.38
Pat DeSantis	62-397	\$ 250,000.00	\$ 250,000.00			\$ 72,048.61	LSA	\$ 72,048.61	\$ 177,951.39	\$ -		9.136%	\$ 156,119.58
Patricia J Theil and Samuel D Theil	62-1045	\$ 25,211.00	\$ 25,000.00		\$ 2,181.93	\$ 3,285.86	POC; LSA	\$ 5,467.79	\$ 19,532.21	\$ -	The Receiver recommends disallowing \$211 accrued interest added to principal amount of loan. Pre-rollover distributions from the loan secured by 7024 S Paxton.	1.003%	\$ 17,135.92
Patricia J Theil C/F Jacqueline M Theil	62-923	\$ 49,165.00	\$ 48,837.21		\$ 3,396.11	\$ 8,385.95	POC; LSA	\$ 11,782.06	\$ 37,055.15	\$ -	The Receiver recommends disallowing \$327.79 accrued interest added to principal amount of loan. Pro-rata pre-rollover distributions from the loan secured by 7024 S Paxton.	1.902%	\$ 32,509.07
Paul Franklin	62-1231	\$ 24,420.00	\$ 24,420.00	\$ 576.40	\$ 2,621.88	\$ 5,935.50	POC	\$ 8,557.38	\$ 15,862.62	\$ -	The Receiver recommends disallowing \$9,652.78 accrued interest added to principal amount of loan. Pre-rollover distributions from the loan secured by 4108 N Monticello.	0.814%	\$ 13,916.53
Paul Scribner	62-1135	\$ 6,056.00	\$ 6,056.00			\$ 588.30	POC; LSA	\$ 588.30	\$ 5,467.70	\$ -		0.281%	\$ 4,796.90
PNW Investments, LLC	62-332	\$ 125,000.00	\$ 125,000.00			\$ 37,563.33	POC; LSA	\$ 37,563.33	\$ 87,436.67	\$ -		4.489%	\$ 76,709.58
Quantum Growth Holdings LLC	62-354	\$ 6,056.44	\$ -	\$ 6,056.44	\$ 1,279.77	\$ 777.15	POC; LSA	\$ 2,056.92	\$ -	\$ 3,999.52	Pre-rollover distributions on loan secured by 4108 Monticello. Claimant agreed to rollover this loan to SSDF4 on 9/13/17.	0.000%	\$ -
Rebecca D. Blust	62-1189	\$ 10,000.00	\$ 10,000.00			\$ 2,212.84	POC; LSA	\$ 2,212.84	\$ 7,787.16	\$ -		0.400%	\$ 6,831.80
Richard L. Braddock	62-509	\$ 50,000.00	\$ 50,000.00			\$ 11,063.83	POC; LSA	\$ 11,063.83	\$ 38,936.17	\$ -		1.999%	\$ 34,159.32
SAM EL HOME SOLUTIONS LLC, GEORGE SAM EL	62-347	\$ 50,000.00	\$ 50,000.00			\$ 14,035.33	LSA	\$ 14,035.33	\$ 35,964.67	\$ -		1.846%	\$ 31,552.38
Steve R. Bald	62-399	\$ 181,378.00	\$ 180,000.00		\$ 21,092.50	\$ 22,793.16	POC	\$ 43,885.66	\$ 136,114.34	\$ -	The Receiver recommends disallowing \$1,378 accrued interest added to principal amount of loan. Pre-rollover distributions from the loan secured by 4611 S Drexel.	6.988%	\$ 119,415.27
Thaddeus Gala	62-2070	\$ 25,000.00	\$ 25,000.00			\$ 7,387.67	LSA	\$ 7,387.67	\$ 17,612.33	\$ -		0.904%	\$ 15,451.58
Vladimir Matviishin	62-233	\$ 50,000.00	\$ 50,000.00			\$ 14,775.33	LSA	\$ 14,775.33	\$ 35,224.67	\$ -		1.808%	\$ 30,903.16
Vladimir Matviishin, dba Network Expert	62-1382	\$ 50,000.00	\$ 50,000.00			\$ 14,775.33	LSA	\$ 14,775.33	\$ 35,224.67	\$ -		1.808%	\$ 30,903.16
William Needham	62-80	\$ 200,000.00	\$ 200,000.00			\$ 52,644.38	LSA	\$ 52,644.38	\$ 147,355.62	\$ -		7.565%	\$ 129,277.43
Zahra (Nina) Mofrad	62-1024	\$ 75,000.00	\$ 75,000.00			\$ 21,437.50	LSA	\$ 21,437.50	\$ 53,562.50	\$ -		2.750%	\$ 46,991.23
		\$ 2,910,306.30	\$ 2,667,127.82	\$ 262,367.79					\$ 1,947,863.07	\$ 199,428.94		100.000%	\$ 1,708,891.24

Property Address	Property #	Account balance as of 7/2/2024	Approved Fees Held Back (Fee Apps 1-23)	Estimated Fees after 3/31/24	Amount Available for Distribution
7834-44 S Ellis Avenue	62	\$ 1,721,244.44	\$ 10,353.20	\$ 2,000.00	\$ 1,708,891.24

Ex. 8 - 701-13 S 5th Avenue, Maywood (Property 71)  
Final Distribution Plan

Claimant Name	Claim Number	Amount Claimed (Invested in Property)	Secured Claim Remaining	Unsecured Claim (This Investment)	Pre-Rollover Distributions	Distributions Received on Property	Source of Distribution	Total Distributions Received	Max Potential Dist. (Proceeds of Sales)	Max Potential Dist. (Unencumbered)	Receiver's Recommendation Notes	Percentage of Total Claims	Final Distribution Amount
Alex Breslav	71-262	\$ 40,000.00	\$ 40,000.00			\$ 12,234.67	POC; LSA	\$ 12,234.67	\$ 27,765.33	\$ -		1.69%	\$ 10,216.10
Aluvelu Homes LLC	71-879	\$ 20,000.00	\$ 20,000.00			\$ 5,855.49	LSA	\$ 5,855.49	\$ 14,144.51	\$ -	- Transaction to roll loan to SSDF6 equity fund was subsequently voided	0.86%	\$ 5,204.40
Andrew Matviishin	71-1261	\$ 55,000.00	\$ 55,000.00			\$ 17,097.67	LSA	\$ 17,097.67	\$ 37,902.33	\$ -		2.31%	\$ 13,945.96
Annie Chang	71-475	\$ 50,000.00	\$ 50,000.00			\$ 15,293.33	POC; LSA	\$ 15,293.33	\$ 34,706.67	\$ -		2.11%	\$ 12,770.13
Bluebridge Partners Limited	71-727	\$ 77,177.00	\$ 76,590.82		\$ 9,986.64	\$ 9,698.62	LSA	\$ 19,685.26	\$ 56,905.56	\$ -	- The Receiver recommends disallowing \$586.8 pro-rata share of accrued interest added to principal balance of loan upon rollover from 4611 Drexel. Pro-rata pre-rollover distributions from loan secured by 4611 S Drexel.	3.46%	\$ 20,938.10
Charles P McEvoy	71-232	\$ 20,000.00	\$ 20,000.00			\$ 5,572.16	POC; LSA	\$ 5,572.16	\$ 14,427.84	\$ -		0.88%	\$ 5,308.65
Charlotte A Hofer	71-603	\$ 110,000.00	\$ 110,000.00			\$ 15,021.38	LSA	\$ 15,021.38	\$ 94,978.62	\$ -		5.78%	\$ 34,946.87
CLOVE, LLC	71-723	\$ 15,900.00	\$ 15,900.00			\$ 4,985.53	POC; LSA	\$ 4,985.53	\$ 10,914.47	\$ -		0.66%	\$ 4,015.92
Deborah Buffamanti	71-1349	\$ 3,000.00	\$ 3,000.00			\$ 878.33	LSA	\$ 878.33	\$ 2,121.67	\$ -		0.13%	\$ 780.66
Ed A Bancroft	71-2008	\$ 12,000.00	\$ 12,000.00			\$ 2,556.67	LSA	\$ 2,556.67	\$ 9,443.33	\$ -		0.57%	\$ 3,474.62
Frank Sohm IRA	71-558	\$ 40,000.00	\$ 40,000.00			\$ 11,642.67	LSA	\$ 11,642.67	\$ 28,357.33	\$ -		1.73%	\$ 10,433.93
GIRISH J NEJA SELF DIRECTED ROTH IRA, C STODIAN KINGDOM TR ST	71-1341	\$ 50,000.00	\$ 50,000.00			\$ 13,458.27	LSA	\$ 13,458.27	\$ 36,541.73	\$ -		2.22%	\$ 13,445.33
James Patrick Sullivan	71-125	\$ 50,000.00	\$ 50,000.00			\$ 13,930.49	POC; LSA	\$ 13,930.49	\$ 36,069.51	\$ -		2.20%	\$ 13,271.58
Jeffrey Lee Blankenship	71-1241	\$ 93,698.00	\$ -	\$ 93,698.00	\$ 4,352.70	\$ 1,961.93	POC; LSA	\$ 6,314.63	\$ -	\$ 87,383.37	- Claimant agreed to rollover this loan to SSDF1 on 6/26/17. Pre-rollover distributions are distributions received on unsecured promissory note ( PN) after rollover from initial investment in 4108 Monticello.	0.00%	\$ -
Jerome B. Shaffer	71-992	\$ 85,264.00	\$ 85,264.00			\$ 23,305.56	LSA	\$ 23,305.56	\$ 61,958.44	\$ -		3.77%	\$ 22,797.28
JLO Enterprises LLC	71-726	\$ 15,750.00	\$ 15,750.00			\$ 4,938.42	LSA	\$ 4,938.42	\$ 10,811.58	\$ -		0.66%	\$ 3,978.06
John Love	71-719	\$ 30,000.00	\$ 30,000.00			\$ 9,406.67	LSA	\$ 9,406.67	\$ 20,593.33	\$ -		1.25%	\$ 7,577.21
Karl R. DeKlotz	71-1179	\$ 300,000.00	\$ 400,000.00		\$ 9,057.88	\$ 102,499.96	LSA	\$ 111,557.84	\$ 288,442.16	\$ -	- Claimant has two loans secured by this property. A \$300,000 loan extended in August 2016, and a rollover of \$100,000 from 7024 Paxton. Pro-rata share of pre-rollover distributions on loan secured by 7024 S Paxton.	17.56%	\$ 106,130.75
Kester Brothers Farm, LLC, C/O James R. Kester	71-944	\$ 68,000.00	\$ 68,000.00			\$ 20,791.93	POC	\$ 20,791.93	\$ 47,208.07	\$ -		2.87%	\$ 17,369.96
Levent Kesen	71-1078	\$ 50,000.00	\$ 50,000.00			\$ 15,276.32	POC; LSA	\$ 15,276.32	\$ 34,723.68	\$ -		2.11%	\$ 12,776.39
Madison Trust Company Custodian FBO Brian Shaffer IRA Account	71-411	\$ 50,000.00	\$ 50,000.00			\$ 13,458.27	LSA	\$ 13,458.27	\$ 36,541.73	\$ -		2.22%	\$ 13,445.33
Madison Trust Company Custodian FBO Kathy B. Talman IRA	71-1109	\$ 50,000.00	\$ 50,000.00			\$ 13,458.27	POC; LSA	\$ 13,458.27	\$ 36,541.73	\$ -		2.22%	\$ 13,445.33
Mary Alexander-Brum	71-227	\$ 50,000.00	\$ 50,000.00			\$ 12,749.94	LSA	\$ 12,749.94	\$ 37,250.06	\$ -		2.27%	\$ 13,705.96
Naveen Kwatra	71-356	\$ 50,000.00	\$ 50,000.00			\$ 15,293.33	LSA	\$ 15,293.33	\$ 34,706.67	\$ -		2.11%	\$ 12,770.13
Nehasri Ltd (investment under Nehasri Ltd by Manoj Donthin)	71-1365	\$ 50,000.00	\$ 50,000.00			\$ 15,040.21	LSA	\$ 15,040.21	\$ 34,959.79	\$ -		2.13%	\$ 12,863.27
Optima Property Solutions, LLC	71-1023	\$ 50,000.00	\$ 50,000.00			\$ 1,043.91	LSA	\$ 1,043.91	\$ 48,956.09	\$ -		2.98%	\$ 18,013.13
PNW Investments, LLC	71-332	\$ 75,000.00	\$ 75,000.00			\$ 23,315.00	POC; LSA	\$ 23,315.00	\$ 51,685.00	\$ -		3.15%	\$ 19,017.22
Ramsey Stephan	71-162	\$ 20,519.00	\$ 20,519.00			\$ 6,276.05	LSA	\$ 6,276.05	\$ 14,242.95	\$ -		0.87%	\$ 5,240.62
Rashmi Juneja Self Directed Roth IRA, Custodian Kingdom Trust Co.	71-1342	\$ 50,000.00	\$ 50,000.00			\$ 14,166.60	LSA	\$ 14,166.60	\$ 35,833.40	\$ -		2.18%	\$ 13,184.71
Robert A Demick DDS PA 401K	71-680	\$ 50,000.00	\$ 50,000.00			\$ 14,638.82	LSA	\$ 14,638.82	\$ 35,361.18	\$ -		2.15%	\$ 13,010.96
Samuel Home Solutions, LLC, George Samuel	71-347	\$ 107,869.00	\$ 107,869.00			\$ 31,397.05	LSA	\$ 31,397.05	\$ 76,471.95	\$ -		4.66%	\$ 28,137.44
Teresita M. Shelton	71-330	\$ 50,000.00	\$ 50,000.00			\$ 12,749.94	LSA	\$ 12,749.94	\$ 37,250.06	\$ -		2.27%	\$ 13,705.96
Teton Equity Group LLC	71-1205	\$ 100,000.00	\$ 100,000.00			\$ 30,586.67	LSA	\$ 30,586.67	\$ 69,413.33	\$ -		4.23%	\$ 25,540.26
The Entrust Group FBO Dee Ann Nason 7230011277	71-790	\$ 50,000.00	\$ 50,000.00			\$ 11,194.51	LSA	\$ 11,194.51	\$ 38,805.49	\$ -		2.36%	\$ 14,278.27



Ex. 8 - 701-13 S 5th Avenue, Maywood (Property 71)  
Final Distribution Plan

Claimant Name	Claim Number	Amount Claimed (Invested in Property)	Secured Claim Remaining	Unsecured Claim (This Investment)	Pre-Rollover Distributions	Distributions Received on Property	Source of Distribution	Total Distributions Received	Max Potential Dist. (Proceeds of Sales)	Max Potential Dist. (Unencumbered)	Receiver's Recommendation Notes	Percentage of Total Claims	Final Distribution Amount
The Jacqueline C Rowe Living Trust	71-139	\$ 50,000.00	\$ -	\$ 50,000.00		\$ 9,718.66	LSA	\$ 9,718.66	\$ -	\$ 40,281.34	Claimant agreed to rollover this loan to SSDF4 on 9/15/17	0.00%	\$ -
The Peter Paul Nuspl Living Trust	71-2044	\$ 100,000.00	\$ -	\$ 100,000.00		\$ 19,289.34	LSA	\$ 19,289.34	\$ -	\$ 80,710.66	Claimant agreed to rollover this loan to SSDF4 on 8/29/17	0.00%	\$ -
TruStar Real Estate Solutions, LLC	71-337	\$ 75,000.00	\$ 75,000.00			\$ 22,940.00	LSA	\$ 22,940.00	\$ 52,060.00	\$ -		3.17%	\$ 19,155.20
Trustee Toramba Trust (Roth) Matthew Boyd	71-2062	\$ 58,000.00	\$ 58,000.00			\$ 16,981.18	LSA	\$ 16,981.18	\$ 41,018.82	\$ -		2.50%	\$ 15,092.65
Vladimir Matviishin	71-233	\$ 55,000.00	\$ 55,000.00			\$ 16,283.67	LSA	\$ 16,283.67	\$ 38,716.33	\$ -		2.36%	\$ 14,245.47
William Needham	71-80	\$ 50,000.00	\$ 50,000.00			\$ 10,652.84	POC; LSA	\$ 10,652.84	\$ 39,347.16	\$ -		2.40%	\$ 14,477.58
uwen Lin	71-648	\$ 16,521.00	\$ 16,521.00			\$ 1,121.61	LSA	\$ 1,121.61	\$ 15,399.39	\$ -		0.94%	\$ 5,666.12
		<b>\$ 2,393,698.00</b>	<b>\$ 2,249,413.82</b>	<b>\$ 243,698.00</b>					<b>\$ 1,642,577.29</b>	<b>\$ 208,375.37</b>		<b>100.00%</b>	<b>\$ 604,377.51</b>

Calculation of Funds Available for Distribution					
Property Address	Property #	Account balance as of 7/2/2024	Approved Fees Held Back (Fee Apps 1-23)	Estimated Fees after 3/31/24	Amount Available for Distribution
701-13 S 5th Avenue	71	\$ 617,593.35	\$ 11,215.84	\$ 2,000.00	\$ 604,377.51

Ex. 9 - 11117-19 S Longwood Drive (Property 100)  
Final Distribution Plan

Claimant Name	Claim Number	Amount Claimed (Invested in Property)	Secured Claim Remaining	Unsecured Claim (This Investment)	Pre-Rollover Distributions	Distributions Received on Property	Source of Distribution	Total Distributions Received	Max Potential Dist. (Proceeds of Sales)	Max Potential Dist. (Unencumbered)	Receiver's Recommendation Notes	Percentage of Total Claims	Final Distribution Amount
88 Legacy LLC	100-126	\$ 50,000.00	\$ 50,000.00			\$ 6,061.59	LSA	\$ 6,061.59	\$ 43,938.41	\$ -		1.027%	\$ 17,875.51
Agee Family Trust c/o Scott R. Agee	100-2001	\$ 25,000.00	\$ 25,000.00			\$ 2,977.50	LSA	\$ 2,977.50	\$ 22,022.50	\$ -		0.515%	\$ 8,959.44
Alan Schankman	100-2096	\$ 50,000.00	\$ 50,000.00			\$ 6,007.42	LSA	\$ 6,007.42	\$ 43,992.58	\$ -		1.028%	\$ 17,897.55
Asians Investing In Real Estate LLC	100-503	\$ 150,000.00	\$ 150,000.00			\$ 20,759.67	POC	\$ 20,759.67	\$ 129,240.33	\$ -		3.020%	\$ 52,578.97
BL E MO NTAIN VENT RES PSP 401K, GEORGE SAM EL	100-491	\$ 100,000.00	\$ 100,000.00			\$ 11,233.75	LSA	\$ 11,233.75	\$ 88,766.25	\$ -		2.074%	\$ 36,112.86
Braden Galloway	100-1463	\$ 102,238.00	\$ 102,238.00			\$ 18,517.56	LSA	\$ 18,517.56	\$ 83,720.44	\$ -		1.956%	\$ 34,060.07
Brook & Sarah Swientisky; J&S Investment, LLC	100-568	\$ 50,000.00	\$ 50,000.00			\$ 6,024.09	LSA	\$ 6,024.09	\$ 43,975.91	\$ -		1.028%	\$ 17,890.76
Bruce A Walter (Equity Trust Corp FBO Bruce Walter IRA)	100-137	\$ 50,000.00	\$ 50,000.00			\$ 6,678.26	POC; LSA	\$ 6,678.26	\$ 43,321.74	\$ -		1.012%	\$ 17,624.63
BTR E LLC Barry J. Oates	100-669	\$ 50,000.00	\$ 50,000.00			\$ 6,258.63	POC	\$ 6,258.63	\$ 43,741.37	\$ -		1.022%	\$ 17,795.35
Chestnut Capital LLC	100-1460	\$ 50,000.00	\$ 50,000.00			\$ 6,024.09	LSA	\$ 6,024.09	\$ 43,975.91	\$ -		1.028%	\$ 17,890.76
Danyel Tiefenbacher and Jamie Lai	100-646	\$ 50,000.00	\$ 50,000.00			\$ 5,203.25	POC; LSA	\$ 5,203.25	\$ 44,796.75	\$ -		1.047%	\$ 18,224.71
David M Harris	100-267	\$ 32,700.00	\$ 32,700.00			\$ 3,171.93	LSA	\$ 3,171.93	\$ 29,528.07	\$ -		0.690%	\$ 12,012.93
David R Trengove	100-481	\$ 46,000.00	\$ 46,000.00			\$ 4,772.25	POC; LSA	\$ 4,772.25	\$ 41,227.75	\$ -		0.963%	\$ 16,772.73
Dee Ann Nason	100-453	\$ 50,000.00	\$ 50,000.00			\$ 6,086.59	LSA	\$ 6,086.59	\$ 43,913.41	\$ -		1.026%	\$ 17,865.34
Distributive Marketing Inc.	100-806	\$ 55,000.00	\$ 55,000.00			\$ 6,188.75	LSA	\$ 6,188.75	\$ 48,811.25	\$ -		1.141%	\$ 19,857.93
DK Phenix Investments LLC	100-584	\$ 75,000.00	\$ 75,000.00			\$ 9,251.83	LSA	\$ 9,251.83	\$ 65,748.17	\$ -		1.536%	\$ 26,748.39
Edge Investments, LLC, Janet F. Turco, Owner/Member IRA	100-180	\$ 100,000.00	\$ 100,000.00			\$ 13,633.75	LSA	\$ 13,633.75	\$ 86,366.25	\$ -		2.018%	\$ 35,136.47
Ellen Liu	100-1354	\$ 150,000.00	\$ 150,000.00		\$ 14,547.67	\$ 7,999.96	LSA	\$ 22,547.63	\$ 127,452.37	\$ -	Pre-rollover distributions are distributions received prior to change of registration from in Liu to Ellen Liu	2.978%	\$ 51,851.57
Gallowglass LLC c/o Patrick Bournes	100-316	\$ 50,000.00	\$ 50,000.00			\$ 5,982.42	LSA	\$ 5,982.42	\$ 44,017.58	\$ -		1.029%	\$ 17,907.72
Grathia Corp	100-1445	\$ 53,000.00	\$ 53,000.00			\$ 3,607.97	LSA	\$ 3,607.97	\$ 49,392.03	\$ -		1.154%	\$ 20,094.21
Hillside Fund, LLC - Janet F. Turco, Owner/Managing Member	100-101	\$ 75,000.00	\$ 75,000.00			\$ 10,208.08	LSA	\$ 10,208.08	\$ 64,791.92	\$ -		1.514%	\$ 26,359.36
IRA Services Trust Company CFBO Melbourne Kimsey II	100-661	\$ 50,000.00	\$ 50,000.00			\$ 5,114.35	LSA	\$ 5,114.35	\$ 44,885.65	\$ -		1.049%	\$ 18,260.87
James Tutsock	100-2057	\$ 250,000.00	\$ 250,000.00		\$ 62,729.60	\$ 35,562.92	POC	\$ 98,292.52	\$ 151,707.48	\$ -	Pre-rollover distributions on loan secured by 7450 S Luella	3.545%	\$ 61,719.31
Joel Feingold JFKN Investment Trust	100-527	\$ 25,000.00	\$ 25,000.00			\$ 2,887.67	POC; LSA	\$ 22,212.95	\$ 2,787.05	\$ -	In addition to \$2,887.67 interest payments received on this investment, claimant received commissions (apportioned to this claim in the amount of \$19,325.28) from EquityBuild.	0.065%	\$ 1,133.86
John and Cynthia Braden	100-1047	\$ 50,000.00	\$ 50,000.00			\$ 6,111.59	POC; LSA	\$ 6,111.59	\$ 43,888.41	\$ -		1.026%	\$ 17,855.17
John B. Allred & Glenda K. Allred	100-2004	\$ 50,000.00	\$ -			\$ -		\$ -	\$ -	\$ -	Receiver recommends that former EquityBuild Employee who actively participated in marketing the fraudulent scheme be disqualified from receiving a distribution	0.000%	\$ -
John McDevitt	100-2090	\$ 100,000.00	\$ 100,000.00			\$ 12,625.42	LSA	\$ 12,625.42	\$ 87,374.58	\$ -		2.042%	\$ 35,546.69
Joseph E. Kennedy	100-106	\$ 50,000.00	\$ 50,000.00			\$ 5,424.08	LSA	\$ 5,424.08	\$ 44,575.92	\$ -		1.042%	\$ 18,134.87
Koates LLC	100-228	\$ 50,000.00	\$ 50,000.00			\$ 6,009.41	POC	\$ 6,009.41	\$ 43,990.59	\$ -		1.028%	\$ 17,896.74
Kristien Van Hecke as trustee of DK Phenix Investments LLC 4	100-840	\$ 25,000.00	\$ -	\$ 25,000.00		\$ 2,565.72	POC; LSA	\$ 2,565.72	\$ -	\$ 22,434.28	Claimant agreed to rollover this loan to SSDF4 on 11/14/17	0.000%	\$ -
Madison Trust Acct Nr M1707067 fbo Harry L Shaffer	100-2053	\$ 100,000.00	\$ 100,000.00			\$ 13,733.75	POC; LSA	\$ 13,733.75	\$ 86,266.25	\$ -		2.016%	\$ 35,095.78
Madison Trust Company Custodian FBO Patrick Coppinger M17081	100-1430	\$ 60,000.00	\$ 60,000.00			\$ 7,297.67	LSA	\$ 7,297.67	\$ 52,702.33	\$ -		1.232%	\$ 21,440.94
Mike M. Cocos	100-82	\$ 50,000.00	\$ 50,000.00			\$ 6,025.47	LSA	\$ 6,025.47	\$ 43,974.53	\$ -		1.028%	\$ 17,890.20
Mountain West LLC IRA FBO Rachael B. Curcio Acct# 50679-01	100-315	\$ 92,000.00	\$ 92,000.00			\$ -		\$ -	\$ 92,000.00	\$ -		2.150%	\$ 37,428.45
Nancy Fillmore	100-2022	\$ 50,000.00	\$ 50,000.00			\$ 6,782.42	LSA	\$ 6,782.42	\$ 43,217.58	\$ -		1.010%	\$ 17,582.25
Nancy Lynn Cree Cree Capital Ventures, LLC	100-2014	\$ 250,000.00	\$ 250,000.00			\$ 34,848.09	POC; LSA	\$ 34,848.09	\$ 215,151.91	\$ -		5.028%	\$ 87,530.47
Patricia E Gomes	100-1400	\$ 400,000.00	\$ 400,000.00			\$ 61,706.42	POC; LSA	\$ 61,706.42	\$ 338,293.58	\$ -		7.906%	\$ 137,628.31
Paul N. Wilmesmeier	100-300	\$ 15,000.00	\$ 15,000.00			\$ 1,780.17	LSA	\$ 1,780.17	\$ 13,219.83	\$ -		0.309%	\$ 5,378.24

Ex. 9 - 11117-19 S Longwood Drive (Property 100)  
Final Distribution Plan

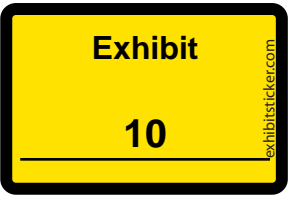
Claimant Name	Claim Number	Amount Claimed (Invested in Property)	Secured Claim Remaining	Unsecured Claim (This Investment)	Pre-Rollover Distributions	Distributions Received on Property	Source of Distribution	Total Distributions Received	Max Potential Dist. (Proceeds of Sales)	Max Potential Dist. (Unencumbered)	Receiver's Recommendation Notes	Percentage of Total Claims	Final Distribution Amount
Paul S. Applefield, Trustee, Paul S. Applefield, DDS, 401k P	100-2087	\$ 11,000.00	\$ 11,000.00			\$ 1,277.91	LSA	\$ 1,277.91	\$ 9,722.09	\$ -		0.227%	\$ 3,955.25
Petra Zoeller	100-594	\$ 199,000.00	\$ 199,000.00			\$ 26,109.67	LSA	\$ 26,109.67	\$ 172,890.33	\$ -		4.040%	\$ 70,337.15
PNW Investments, LLC	100-332	\$ 18,000.00	\$ 18,000.00			\$ 2,151.50	POC; LSA	\$ 2,151.50	\$ 15,848.50	\$ -		0.370%	\$ 6,447.66
Trust Company FBO Paul Applefield Roth IRA#16413-21	100-2088	\$ 7,000.00	\$ 7,000.00			\$ 788.09	LSA	\$ 788.09	\$ 6,211.91	\$ -		0.145%	\$ 2,527.20
Trust Company FBO Robin Applefield Roth IRA#25164-21	100-2089	\$ 7,000.00	\$ 7,000.00			\$ 788.09	LSA	\$ 788.09	\$ 6,211.91	\$ -		0.145%	\$ 2,527.20
Rajesh Gupta Roth IRA	100-1280	\$ 265,562.00	\$ 265,562.00			\$ 40,702.17	POC; LSA	\$ 40,702.17	\$ 224,859.83	\$ -		5.255%	\$ 91,479.95
Rajitha Dundigalla	100-655	\$ 50,000.00	\$ 50,000.00			\$ 6,694.92	LSA	\$ 6,694.92	\$ 43,305.08	\$ -		1.012%	\$ 17,617.85
Rinku beroi	100-1373	\$ 250,000.00	\$ 250,000.00			\$ 38,604.58	LSA	\$ 38,604.58	\$ 211,395.42	\$ -		4.940%	\$ 86,002.21
Rise p Real Estate Group, LLC	100-1484	\$ 125,000.00	\$ 125,000.00			\$ 16,771.82	POC; LSA	\$ 16,771.82	\$ 108,228.18	\$ -		2.529%	\$ 44,030.58
Robert W. Jennings	100-447	\$ 150,000.00	\$ 150,000.00			\$ 20,735.17	LSA	\$ 20,735.17	\$ 129,264.83	\$ -		3.021%	\$ 52,588.94
Roswitha M. and John S. Ennema	100-564	\$ 5,000.00	\$ 5,000.00			\$ 625.03	POC	\$ 625.03	\$ 4,374.97	\$ -		0.102%	\$ 1,779.87
Scott Eaton	100-1470	\$ 50,000.00	\$ 50,000.00			\$ 6,340.75	LSA	\$ 6,340.75	\$ 43,659.25	\$ -		1.020%	\$ 17,761.94
Serva Fidem, LLC	100-1425	\$ 25,000.00	\$ 25,000.00			\$ 3,381.90	POC; LSA	\$ 3,381.90	\$ 21,618.10	\$ -		0.505%	\$ 8,794.91
Stephan Tang	100-1111	\$ 50,000.00	\$ -			\$ -		\$ -	\$ -	\$ -	Claimant agreed to rollover this loan to 7546 S Saginaw on 7/20/17	0.000%	\$ -
Steven G. Mouty	100-821	\$ 150,000.00	\$ 150,000.00			\$ 20,372.67	POC; LSA	\$ 20,372.67	\$ 129,627.33	\$ -		3.029%	\$ 52,736.42
STEVEN R. BALD	100-399	\$ 45,000.00	\$ 45,000.00			\$ 5,345.00	POC; LSA	\$ 5,345.00	\$ 39,655.00	\$ -		0.927%	\$ 16,132.88
Steven Trzaska	100-141	\$ 100,000.00	\$ 100,000.00			\$ 13,914.75	LSA	\$ 13,914.75	\$ 86,085.25	\$ -		2.012%	\$ 35,022.15
Timothy S Sharp	100-76	\$ 50,000.00	\$ 50,000.00			\$ 5,247.69	POC; LSA	\$ 5,247.69	\$ 44,752.31	\$ -		1.046%	\$ 18,206.63
Victor Shaw	100-1040	\$ 50,000.00	\$ 50,000.00			\$ 6,094.92	LSA	\$ 6,094.92	\$ 43,905.08	\$ -		1.026%	\$ 17,861.95
William H. Akins, Jr.	100-2003	\$ 250,000.00	\$ 250,000.00			\$ 34,973.09	POC; LSA	\$ 34,973.09	\$ 215,026.91	\$ -		5.025%	\$ 87,479.61
Wisemove Properties LLC, (Anthony and Linda Reid, members)	100-168	\$ 50,000.00	\$ 50,000.00		\$ 6,969.48	\$ 157.89	LSA	\$ 7,127.37	\$ 42,872.63	\$ -	Pre-rollover distributions on loan secured by 7051 S Bennett	1.002%	\$ 17,441.91
WT Investment Trust (Wiegert Tierle)	100-1310	\$ 17,350.00	\$ 17,350.00			\$ 1,843.25	LSA	\$ 1,843.25	\$ 15,506.75	\$ -		0.362%	\$ 6,308.63
Lin Liu, Ping u	100-1368	\$ 150,000.00	\$ -			\$ 14,547.67		\$ 14,547.67	\$ -	\$ -	Claimant changed registration from Lin Liu to Ellen Liu (duplicative of claim 100-1354)	0.000%	\$ -
Zouhair and Nada Stephan	100-283	\$ 150,000.00	\$ 150,000.00			\$ 22,660.17	LSA	\$ 22,660.17	\$ 127,339.83	\$ -		2.976%	\$ 51,805.79
		\$ 5,305,850.00	\$ 5,030,850.00	\$ 25,000.00				\$ 4,279,138.17	\$ 22,434.28			100.000%	\$ 1,740,886.05

Property Address	Property #	Account balance as of 7/2/2024	Approved Fees Held Back (Fee Apps 1-23)	Estimated Fees after 3/31/24	Amount Available for Distribution
11117-11119 S Longwood Drive	100	\$ 1,753,402.79	\$ 10,516.74	\$ 2,000.00	\$ 1,740,886.05

Ex. 10 - 1102 Bingham St, Houston T (Property 116)  
Final Distribution Plan

Claimant Name	Claim Number	Amount Claimed (Invested in Property)	Secured Claim Remaining	Unsecured Claim (This Investment)	Pre-Rollover Distributions	Distributions Received on Property	Source of Distribution	Total Distributions Received	Max Potential Dist. (Proceeds of Sales)	Max Potential Dist. (Unencumbered)	Receiver's Recommendation Notes	Percentage of Total Claims	Final Distribution Amount
Alton Parnell Motes	116-2042	\$ 20,000.00	\$ -	\$ 16,546.61		\$ 556.77	LSA	\$ 556.77	\$ -	\$ 15,989.84	Claimant agreed to rollover this loan to unsecured promissory note	0.00%	
AMark Investment Trust	116-710	\$ 125,000.00	\$ 125,000.00			\$ -		\$ -	\$ 125,000.00	\$ -		71.43%	\$ 125,000.00
American Estate & Trust, LC FBO Bruce Klingman s IRA	116-199	\$ 63,033.00	\$ -	\$ 63,033.00		\$ 17,334.22	POC	\$ 17,334.22	\$ -	\$ 45,698.78	Claimant agreed to rollover this loan to unsecured promissory note	0.00%	
Anatoly B. Naritsin	116-2077	\$ 50,000.00	\$ -			\$ -		\$ -	\$ -	\$ -	Claimant agreed to rollover this loan to CCF2	0.00%	
ARBOR VENT RES OVERSEAS LIMITED, LLC	116-446	\$ 50,000.00	\$ -	\$ 50,000.00		\$ 13,916.86	POC	\$ 13,916.86	\$ -	\$ 36,083.14	Claimant agreed to rollover this loan to unsecured promissory note	0.00%	
Debbie Lasley	116-456	\$ 55,000.00	\$ -	\$ 54,450.00		\$ 11,093.44	LSA	\$ 11,093.44	\$ -	\$ 43,356.56	Claimant agreed to rollover this loan to unsecured promissory note	0.00%	
Dennis K McCoy	116-569	\$ 50,000.00	\$ -	\$ 50,000.00		\$ 3,685.41	POC	\$ 3,685.41	\$ -	\$ 46,314.59	Claimant agreed to rollover this loan to unsecured promissory note	0.00%	
Fireshark Enterprises, LLC, a Texas Series Limited Liability	116-1130	\$ 313,418.93	\$ -	\$ 282,784.00		\$ 56,700.36	POC; LSA	\$ 56,700.36	\$ -	\$ 226,083.64	Claimant agreed to rollover this loan to unsecured promissory note	0.00%	
iPlanGroup Agent for Custodian FBO Charles Michael Anglin	116-331	\$ 52,474.56	\$ 50,000.00			\$ -	POC	\$ -	\$ 50,000.00	\$ -	The Receiver recommends disallowing \$2,475.56 accrued interest added to principal balance of loan. Transaction to roll loan to SSDF6 equity fund was subsequently voided.	28.57%	\$ 50,000.00
Knickerbocker LLC	116-2035	\$ 50,000.00	\$ -	\$ 50,000.00		\$ -		\$ -	\$ -	\$ 50,000.00	Claimant agreed to rollover this loan to CCF1	0.00%	
Michael Warner, Trustee of Warner Chiropractic Care Center,	116-78	\$ 54,254.00	\$ -	\$ 49,500.00			POC	\$ -	\$ -	\$ 49,500.00	Claimant agreed to rollover this loan to SSDF4	0.00%	
Raman Ramadoss	116-71	\$ 15,000.00	\$ -	\$ 15,000.00		\$ 3,755.00	LSA	\$ 3,755.00	\$ -	\$ 11,245.00	Claimant agreed to rollover this loan to unsecured promissory note	0.00%	
Robert Karlsson for Millcreek Holdings LLC	116-166	\$ 200,000.00	\$ -	\$ 200,000.00		\$ 59,157.30	POC; LSA	\$ 59,157.30	\$ -	\$ 140,842.70	Claimant agreed to rollover this loan to unsecured promissory note	0.00%	
Russell Waite	116-1120	\$ 50,000.00	\$ -	\$ 50,000.00		\$ 9,811.32	LSA	\$ 9,811.32	\$ -	\$ 40,188.68	Claimant agreed to rollover this loan to unsecured promissory note	0.00%	
Spectra Investments LLC/ Deborah L. Mullica	116-1220	\$ 139,971.00	\$ -	\$ 139,500.00			POC	\$ -	\$ -	\$ 139,500.00	Claimant agreed to rollover this loan to SSDF4	0.00%	
		\$ 1,288,151.49	\$ 175,000.00	\$ 1,020,813.61					\$ 175,000.00	\$ 844,802.93		100.00%	\$ 175,000.00

Property Address	Property #	Account balance as of 7/2/2024	Approved Fees Held Back (Fee Apps 1-23)	Estimated Fees after 3/31/24	Amount Available for Distribution	To Receiver s Account
1102 Bingham Street, Houston, T	116	\$ 587,166.22	\$ 15,792.78	\$ 2,000.00	\$ 569,373.44	\$ 394,373.44



Ex. 11 - 431 E 42nd Place (Property 141)  
Final Distribution Plan

Claimant Name	Claim Number	Amount Claimed (Invested in Property)	Secured Claim Remaining	Unsecured Claim (This Investment)	Pre-Rollover Distributions	Distributions Received on Property	Source of Distribution	Total Distributions Received	Max Potential Dist. (Proceeds of Sales)	Max Potential Dist. (Unencumbered)	Receiver's Recommendation Notes	Percentage of Total Claims	Final Distribution Amount
iPlanGroup Agent for Custodian FBO Michael Dirnberger ROTH I	141-445	\$ 22,944.44	\$ -	\$ -		\$ 25,410.48	LSA	\$ 25,410.48	\$ -	\$ -	Claimant agreed to rollover this loan to an unsecured promissory note in 2016, and loan subsequently repaid in full	100%	\$ -
		\$ 22,944.44	\$ -	\$ -					\$ -	\$ -			

Calculation of Funds Available for Distribution						
Property Address	Property #	Account balance as of 7/2/2024	Approved Fees Held Back (Fee Apps 1-23)	Estimated Fees after 3/31/24	Amount Available for Distribution	To Receiver's Account
431 E 42nd Place	115/141	\$ 55,775.42	\$ 3,145.95	\$ 2,000.00	\$ 50,629.47	\$ 50,629.47

